



The Center for Public Opinion

Saudi Arabians Overwhelmingly Reject Bin Laden, Al Qaeda, Saudi Fighters in Iraq, and Terrorism; Also among most pro-American in Muslim world.

Results of a New Nationwide Public Opinion Survey of Saudi Arabia

Location:

**5335 Wisconsin Ave. N.W. Suite 440, Washington, DC
20015**

Mailing:

**P.O. Box 5704 • Washington, DC 20016
P (202) 274-1800 • F (202) 274-1821**

www.TerrorFreeTomorrow.org

Executive Summary

Saudi Arabia is the birthplace of Islam and home to its holiest places. It is also the home country of Osama Bin Laden and 15 of the 19 9/11 terrorists.

Yet, Bin Laden's fellow countrymen have dramatically turned against him, his organization of Al Qaeda, Saudi fighters in Iraq, and terrorism itself. And they have also equally dramatically turned in favor of Bin Laden's chief enemy: The United States of America.

The people of Saudi Arabia are now among the most pro-American and anti-terrorist of any in the entire Muslim world.

These are just some of the findings of an unprecedented and uncensored nationwide public opinion survey in the Kingdom of Saudi Arabia. The survey was conducted by phone from November 30 to December 5, 2007 by Terror Free Tomorrow: The Center for Public Opinion and D3 Systems.

Fully 69 percent of Saudis surveyed support strong and close relations between the United States and Saudi Arabia.

Significantly, three-quarters of Saudis said their opinion of America would improve if the U.S. increased the number of visas for Saudis to study or work in the United States. Three-quarters of Saudis were also open to improved opinions if the U.S. took other actions, such as a free trade treaty, between Saudi Arabia and America.

In fact, considering the most populous Muslim countries of the world, Saudis are among the most favorable to the United States. While currently half have an unfavorable opinion, 40 percent of Saudis expressed a favorable opinion of the U. S. This is a turnaround from just a year and a half ago. During May 2006, a smaller and more limited public opinion survey by Terror Free Tomorrow showed only 11 percent of Saudis had a favorable opinion of the United States. That percentage has now more than tripled, while unfavorable ratings have dropped from 89 percent to half.

Contrast these numbers with Terror Free Tomorrow's recent nationwide survey of Pakistan (19 percent favorable to the U.S.; 72 percent unfavorable), or other surveys of Turkey (9 percent favorable; 83 percent unfavorable; Egypt (21 percent favorable; 78 percent unfavorable), etc. From our surveys and others, there are only two major Muslim majority countries with a higher favorable opinion of the United States: Bangladesh and Iran.

On Iraq, while Saudi citizens have been reported by the American military to comprise up to half of the foreign suicide bombers in Iraq, the Saudi public itself is strongly opposed to any Saudis fighting in Iraq and support working with the United States to help resolve the Iraq war instead.

63 percent of Saudis oppose their fellow citizens fighting against Shia militias in Iraq (66 percent against Sunni militias) and a plurality against U.S.–led coalition forces.

Indeed, 69 percent of Saudis favor Saudi Arabia working with the United States to resolve the Iraq war.

As they do not support their fellow citizens fighting in Iraq, Saudis also overwhelmingly disapprove of their compatriot Osama Bin Laden, as well as his organization Al Qaeda.

Less than one in ten Saudis have a favorable opinion of Al Qaeda, and 88 percent approve the Saudi military and police pursuing Al Qaeda fighters. Only 15 percent of Saudis have a favorable opinion of Bin Laden himself.

Upon closer analysis, however, even a favorable opinion of Bin Laden and Al Qaeda does not indicate hardened anti-American attitudes or support for terrorist attacks.

Among Saudis who expressed a favorable opinion of Bin Laden, three-quarters said their opinion of the United States would improve if American policies changed—the same percentage of non-Bin Laden supporters who thought so.

Two-thirds of Bin Laden and Al Qaeda supporters also favor strong and close relations between the United States and Saudi Arabia—again, basically the same percentage of Saudis who back close relations but have an unfavorable view of Bin Laden and Al Qaeda.

And for those with a favorable opinion of Bin Laden and Al Qaeda, addressing the problem of terrorism is nothing less than the most important priority they have for the Saudi government, chosen by more than 90 percent.

The idea of supporting Al Qaeda or Bin Laden does not equate with backing actual terrorist attacks. Nor does it mean immutable anti-American views. Saudis reject terrorism and are not clamoring for radical rule from Bin Laden and Al Qaeda; rather, for better relations with the United States.

Other Important Findings

In other important results, Saudis take a dim view of peace between Israel and Palestinians. Less than a third favor a peace treaty recognizing the State of Israel, even if an independent Palestinian state is established. A majority opposes a peace treaty or any recognition of the State of Israel. 89 percent have an unfavorable opinion of Jews.

On Iran, 57 percent oppose the Iranian government developing nuclear weapons and a majority favors Saudi Arabia itself developing nuclear weapons (two-thirds nuclear energy).

To improve the opinion of the United States among Saudis, withdrawal of American forces from Iraq is the most important step, with 85 percent stating it would improve their opinion. This is followed by increasing visas for Saudis to come to the U.S. (74 percent); a free trade treaty between the United States and Saudi Arabia (71 percent); increased American military aid to Saudi Arabia (63 percent); the U.S. brokering a peace treaty between Israelis and Palestinians (52 percent); and lastly, the U.S. pushing to spread democracy in the Middle East at 36 percent.

The U.S. government's proposed sale of billions of dollars in advanced weaponry to the Saudi military is favored by less than half of all Saudis surveyed.

Overall, the survey shows that Saudis are divided and struggling over the future direction of their country. When asked to choose the most important priorities for the Kingdom of Saudi Arabia, 93 percent picked reducing unemployment and inflation, followed by addressing the problem of terrorism (88 percent); providing financial assistance to foreign mosques (81 percent); ensuring a free press and free elections (80 percent); defeating Al Qaeda and other Jihadi groups (61 percent) and permitting women to drive (43 percent).

The fact that 88 percent of Saudis support pursuing Al Qaeda fighters and also see addressing terrorism as an important government goal, yet 61 percent consider defeating Al Qaeda itself as important, reveals some ambivalence towards the idea of Al Qaeda as opposed to its actions, particularly inside Saudi Arabia itself. This is also mirrored by the fact that groups such as Hamas and Hezbollah have a third or more of Saudis expressing a favorable opinion, but terrorist attacks themselves are strongly disapproved.

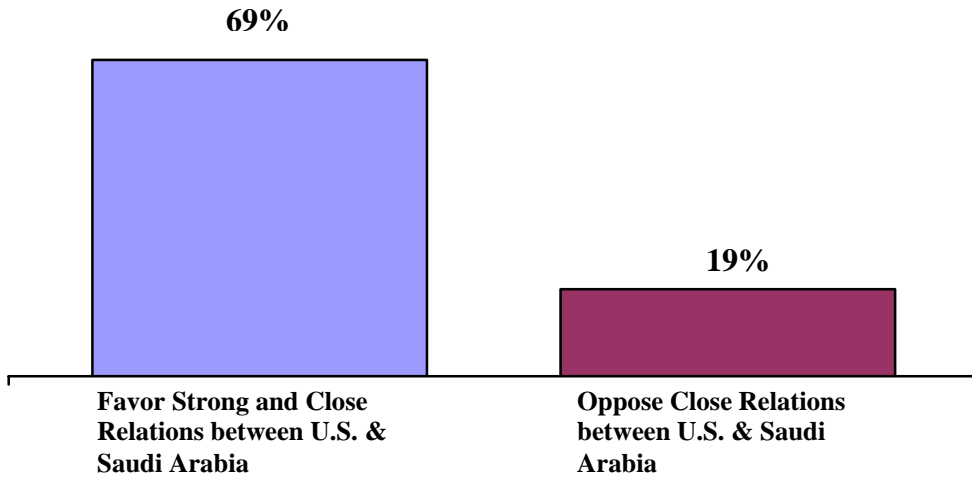
Similarly, while only 43 percent thought permitting women to drive was important, just 15 percent of Saudis surveyed agreed with the recent sentence of 200 lashes and six months imprisonment given to a 19-year old Shiite girl for being with a male acquaintance before she was gang-raped by seven men.

Likewise, 80 percent of Saudis chose ensuring a free press and free elections as an important priority for their government at the same time 79 support an absolute monarchy. Support for King Abdullah is also very high, with 95 percent of Saudis saying they have a favorable opinion of the current Saudi monarch.

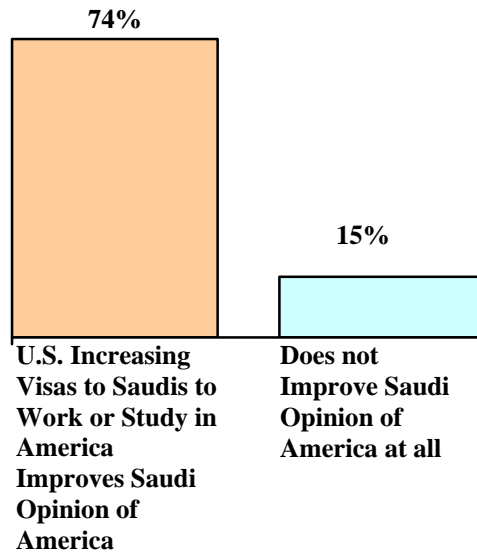
And lastly, in the birthplace of Islam and home to Islam's most sacred sites, while 89 percent of Saudis say they regularly pray five times a day, only half report that they actually attend mosque at least once a week.

A full statement with charts, background, complete survey methods and basis for comparisons, and topline questions and answers follows.

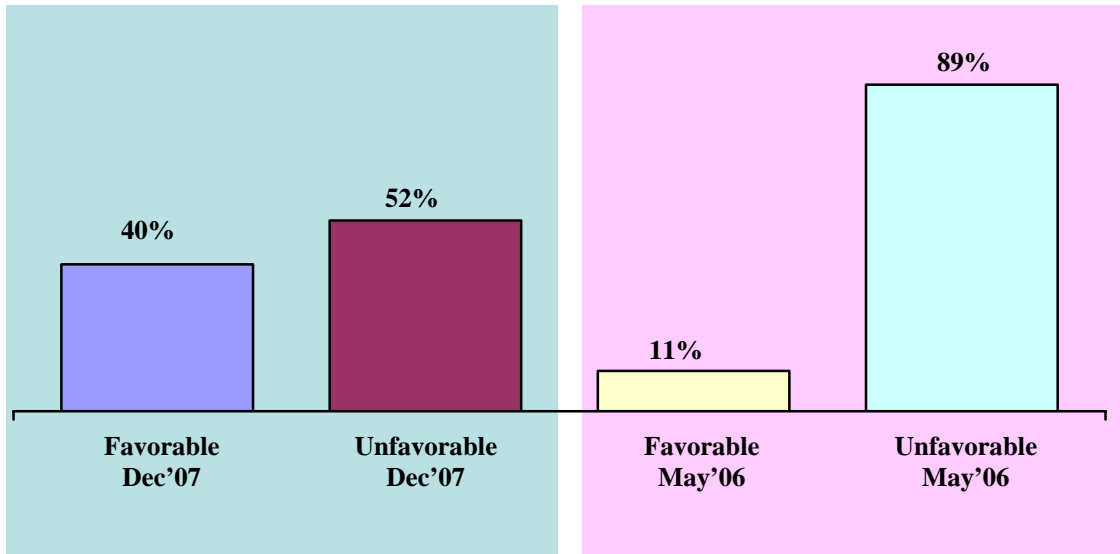
Saudi Arabians Favor Close Relations with the United States:



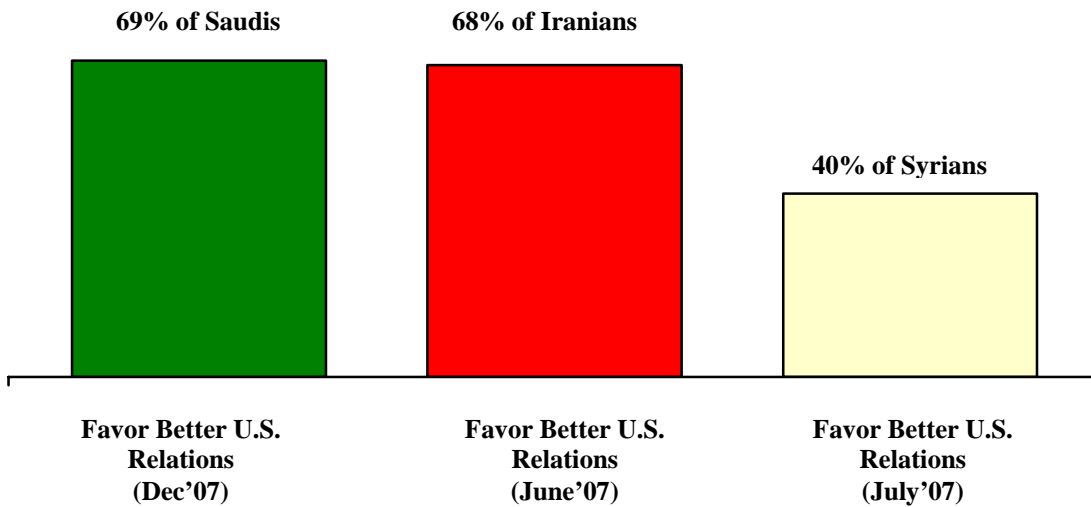
Saudi Arabians Have Improved Views with New American Policies:



Overall Opinion of Saudi Arabians on the United States*:

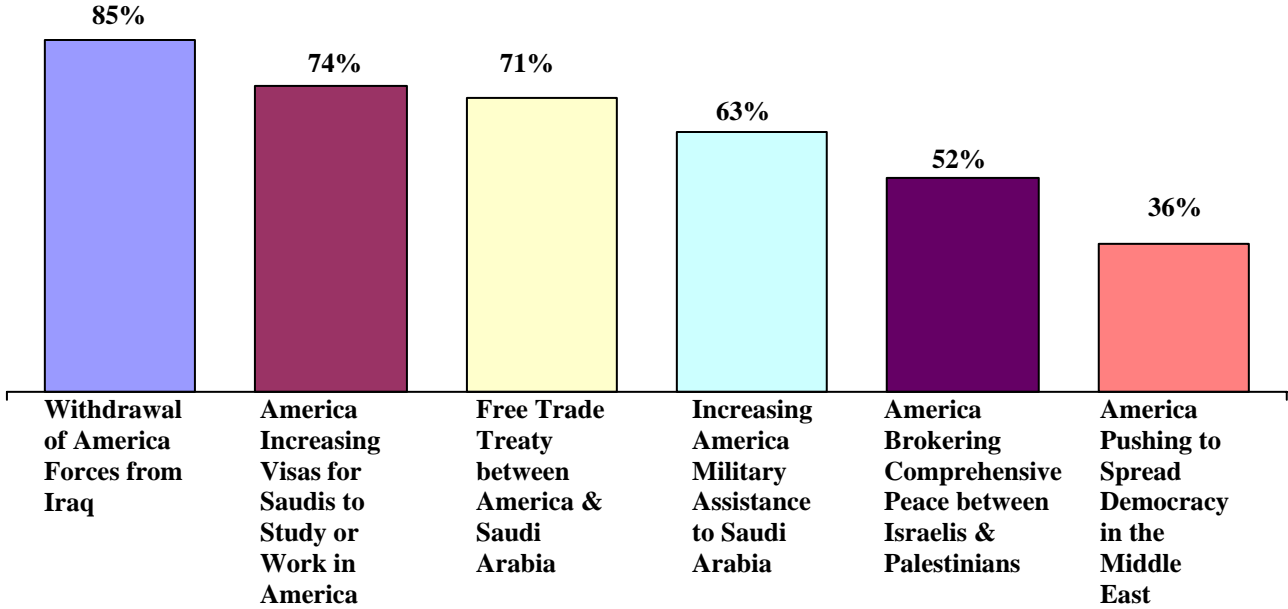


Views of Saudi Arabians and Others toward the United States*:

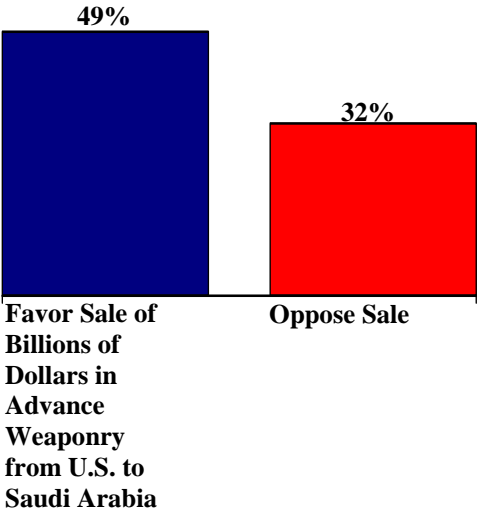


* Sample in Saudi Arabia for 2006 survey was urban. For details, see the Methodology section which follows. Other surveys by Terror Free Tomorrow of Iran and Syria can be accessed at www.TerrorFreeTomorrow.org

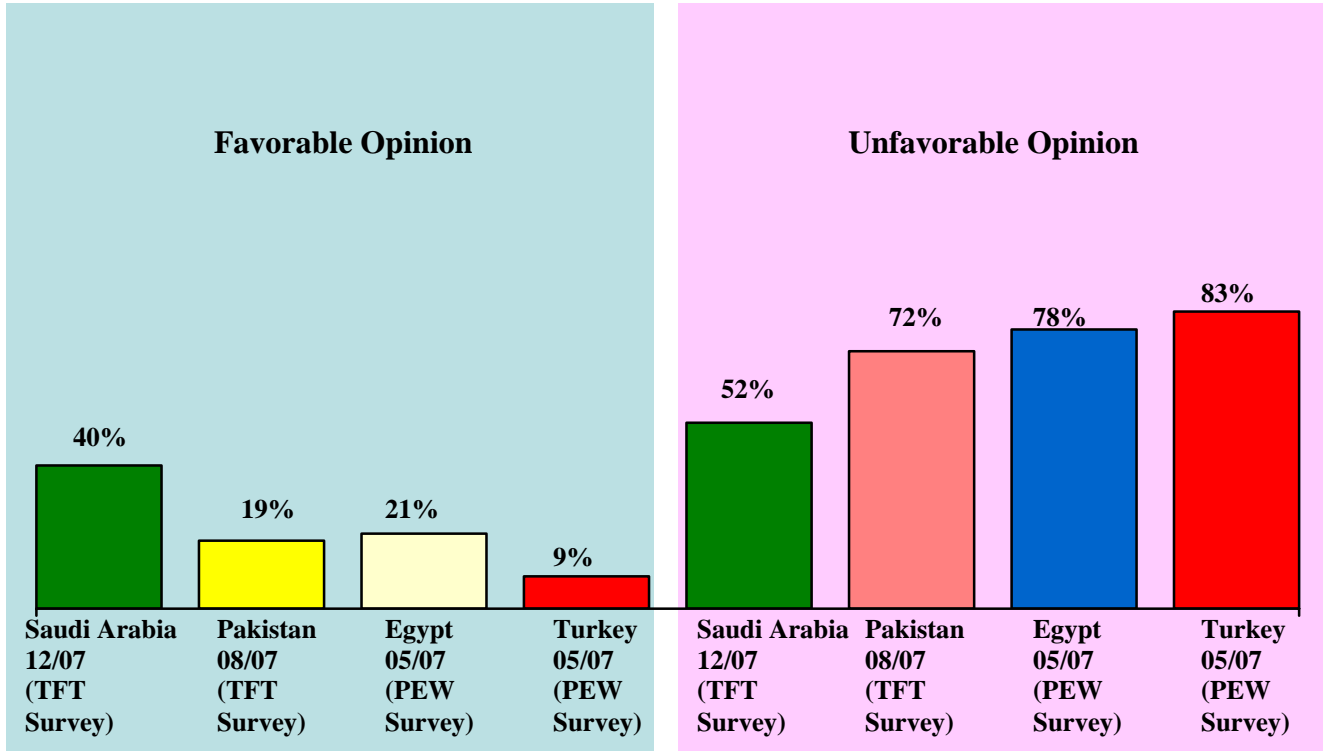
Percent of Saudis Who Think the Following Improves Their Opinion of U.S.:



On U.S. Proposed Sale of Weapons to Saudi Arabia:

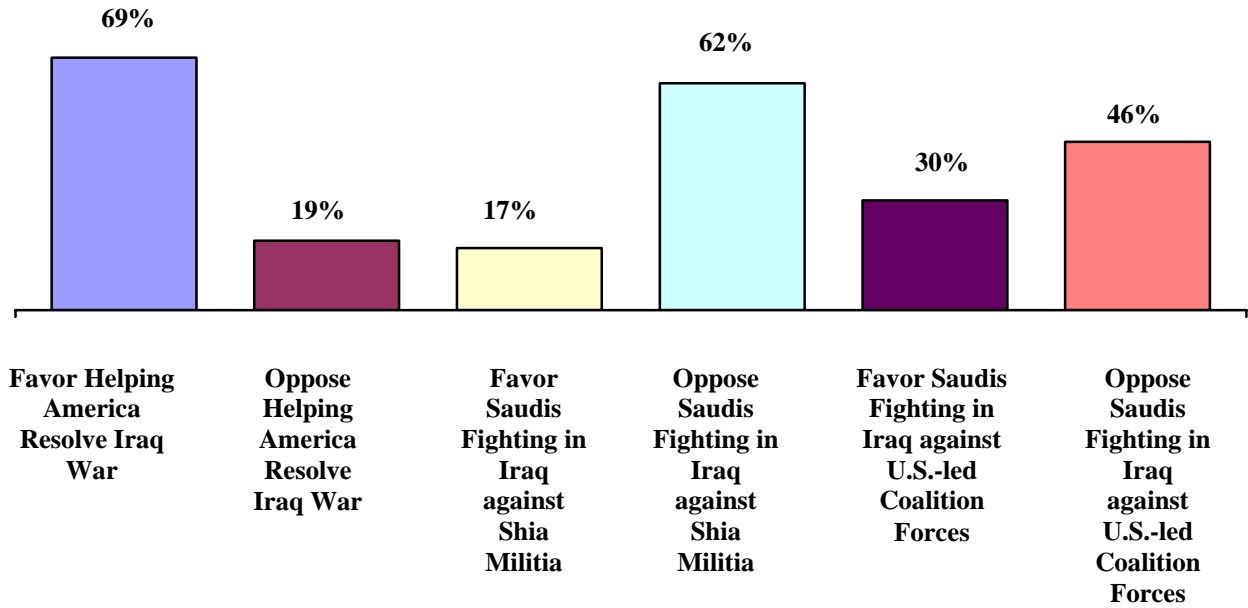


Overall Views of U.S. from Saudi Arabia and Other Countries*:

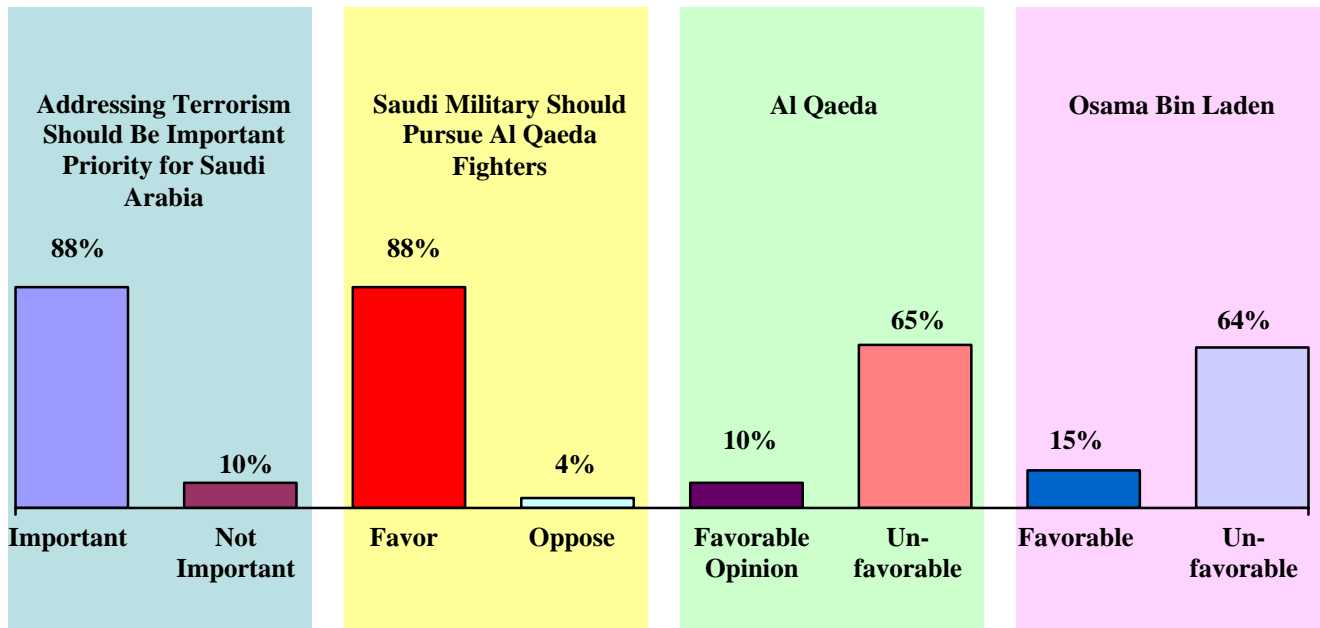


* Details for survey comparisons are set forth in the Methodology section which follows.

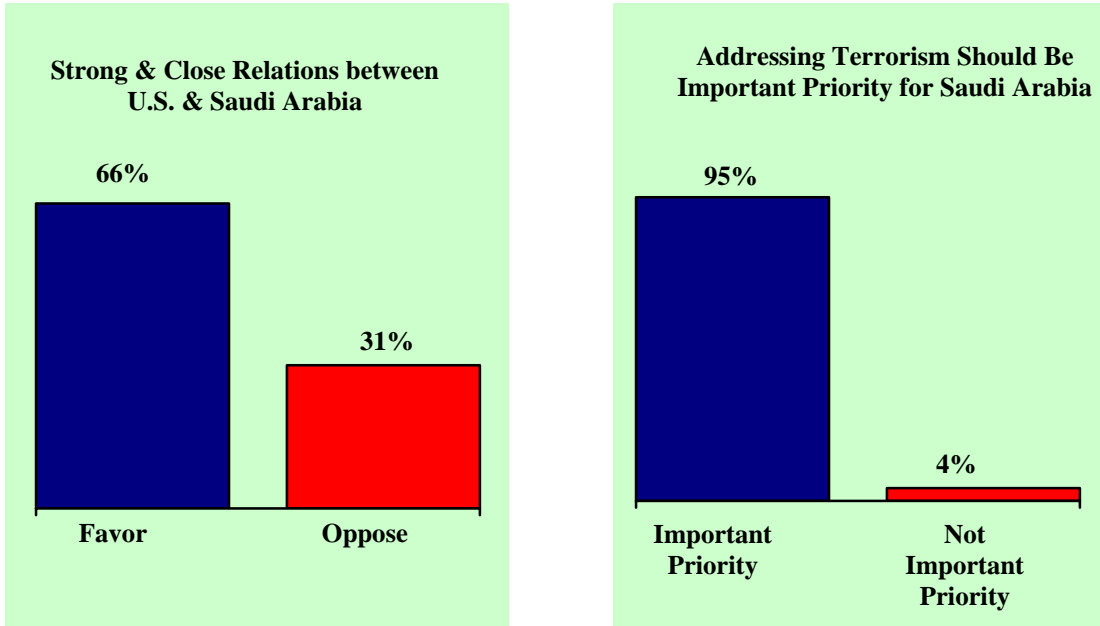
On the Iraq War, Percent of Saudis who:



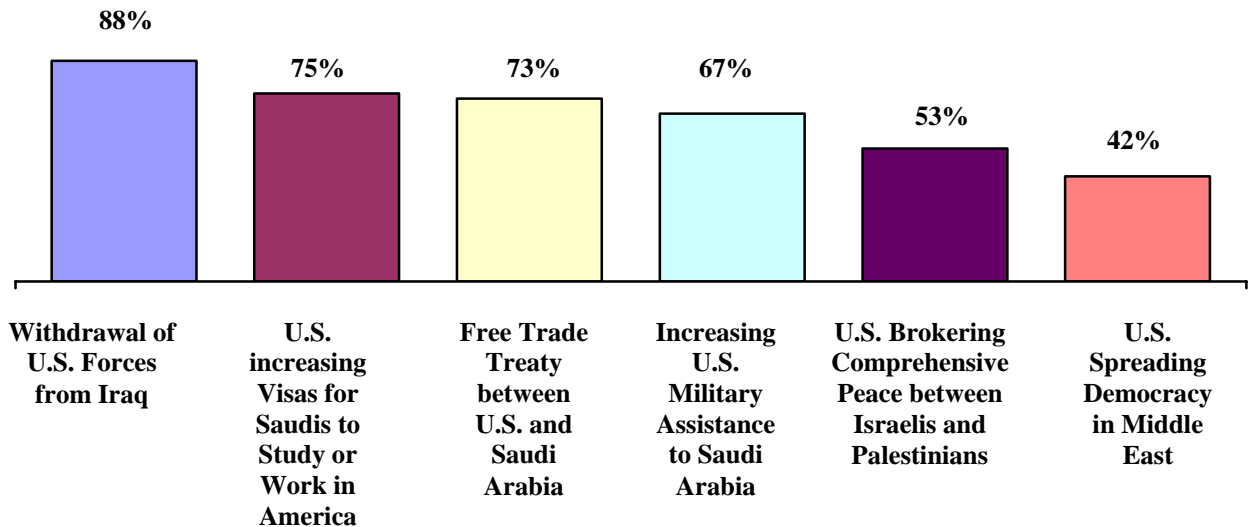
On Terrorism, Bin Laden and Al Qaeda:



Views of Al Qaeda and Bin Laden Supporters*:

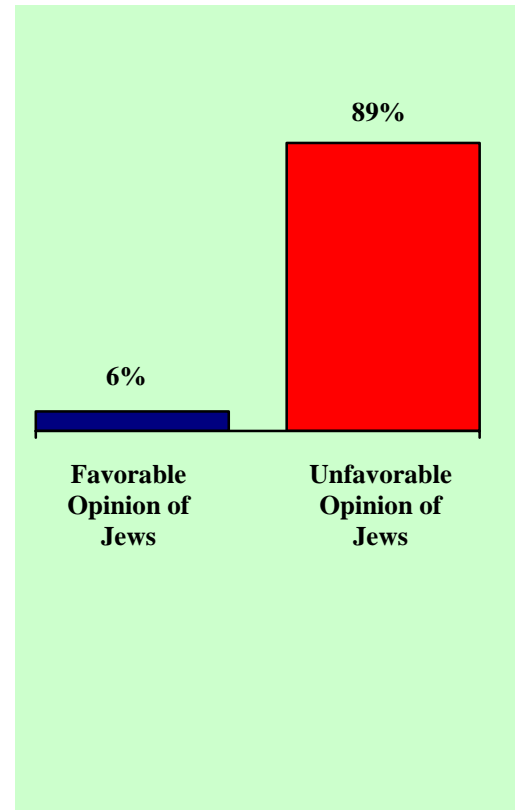
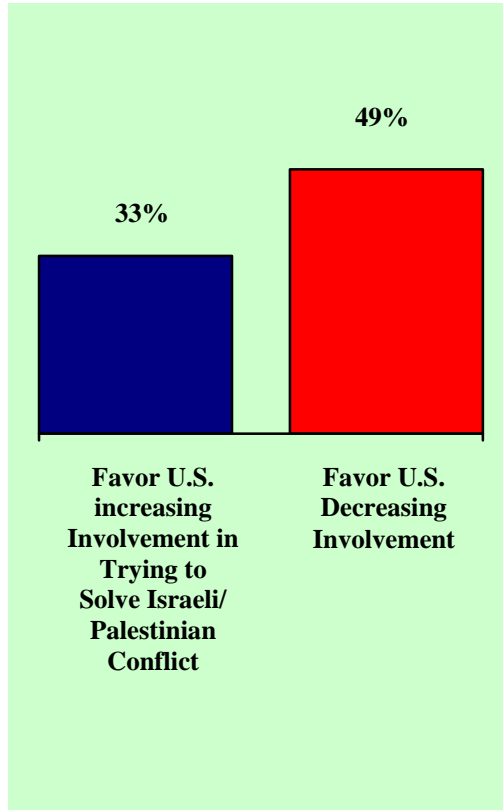
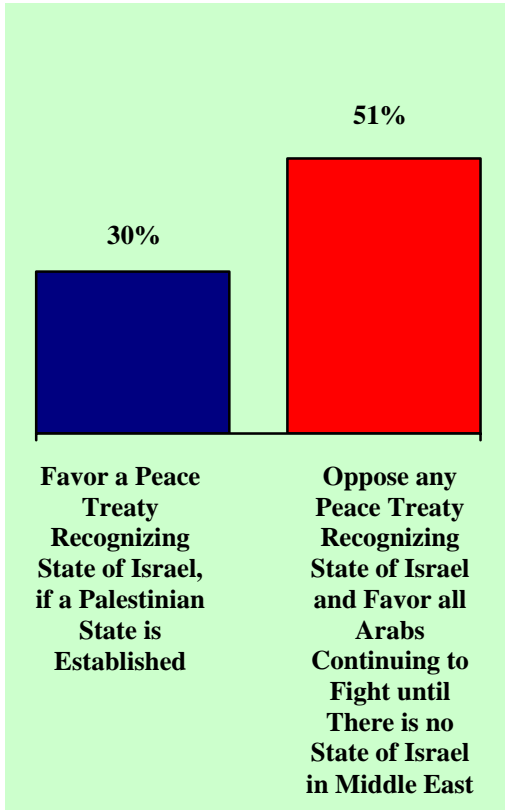


Bin Laden/Al Qaeda Supporters who think the Following Would Improve their opinion of U.S.*:

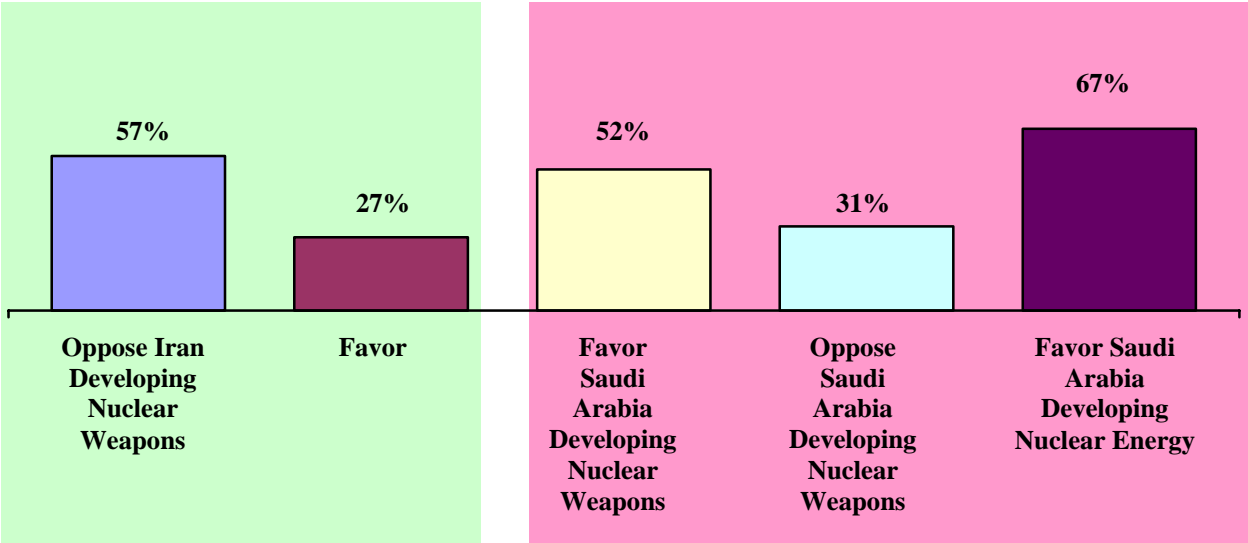


* Details for survey comparisons are set forth in the Methodology section which follows.

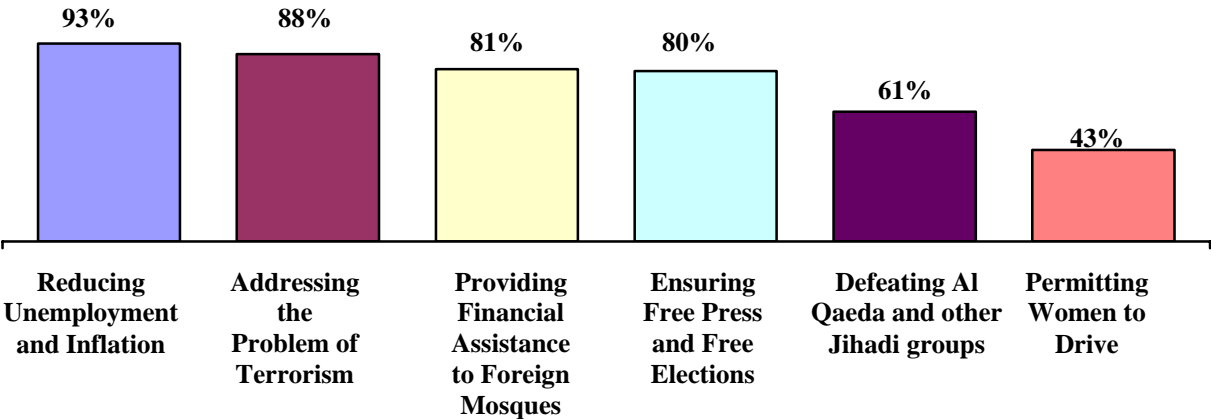
Views of Saudis on Israel:



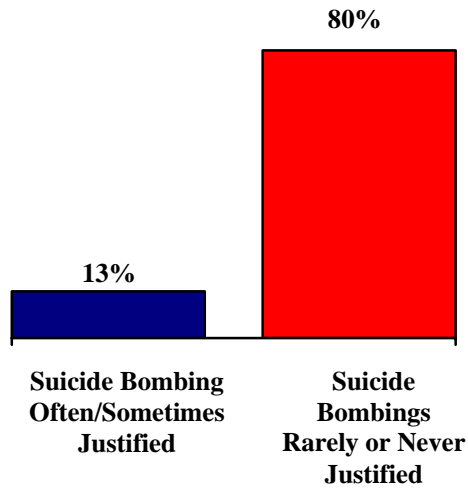
Views of Saudis on Nuclear Issue:



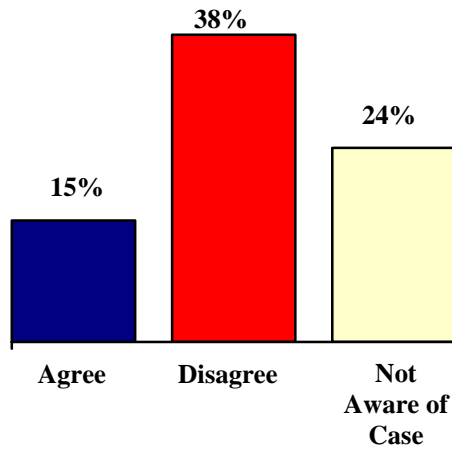
Priorities that Saudis Think are Very Important for their Government:



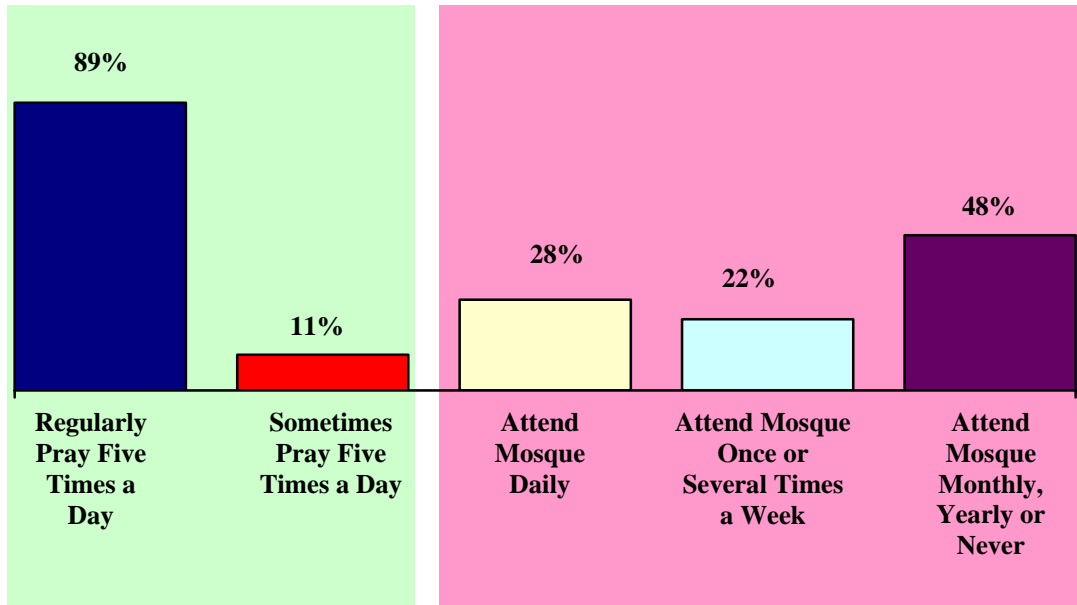
Saudi Views on Suicide Bombings:



Saudi Views on Recent Sentence of 200 Lashes and 6 Months Imprisonment given to a 19-year-old Shiite Girl for being with a Male Acquaintance before she was gang-raped by Seven Men:



Saudi Views on Religious Practice:



Background:

Terror Free Tomorrow: The Center for Public Opinion is a non-partisan, 501(c) (3) not-for-profit established in Washington, D.C.

Terror Free Tomorrow finds out why people support or oppose extremism. By determining the facts first, we help create effective policies to counter extremism worldwide.

Recent Work:

Over the last six months, our public opinion survey of Iran was the first uncensored poll in five years; in Syria and Pakistan our new surveys are also unprecedented in coverage.

Covered by every major media outlet throughout the world, these surveys have been the subject of editorials in the *Wall Street Journal*, *New York Times*, *Washington Post*, *Los Angeles Times*, *Guardian*, *Washington Times*, etc., front page news articles in the *New York Times* and *Washington Post*, and featured coverage on CNN, NBC, the Associated Press, etc.

As one leading editorial concluded, Terror Free Tomorrow's work has contributed to: *"...giving U.S. policy-makers the most complete and nuanced understanding of one of the most important foreign-policy challenges we face in the 21st century."*

Our Iran survey was the first uncensored poll in Iran in more than five years (the last time such a poll was conducted, the Iranian pollsters were imprisoned). Both the Iran and Pakistan surveys have been hailed by pro-democracy forces inside their countries, and denounced by their authoritarian rulers—in Pakistan directly by military dictator General Musharraf's top political ally.

Praised by leading Iranian experts, scholars and think-tanks such as CSIS, the Heritage Foundation, the Carnegie Endowment and the Nixon Center, the Iran survey has also been featured in editorials spanning the political spectrum from *The Wall Street Journal* to *The New York Times* and the *Washington Times*, from the *New York Post* to the *Huffington Post* to the *Jerusalem Post*, *The Economist* to *Front Page*.

The Iran survey is now informing American policy makers at the highest levels of the Congress and the Administration. Terror Free Tomorrow's Iran survey has been the featured topic of a hearing before the House National Security Subcommittee, where TFT President Ken Ballen was the lead witness, as well as the topic for testimony in other Congressional hearings before the House Foreign Affairs and Armed Services Committees.

In addition, TFT has presented our findings at key think tanks in Washington, DC, such as the Heritage Foundation, the Nixon Center and CSIS. The latter event was nationally televised live by C-SPAN.

The survey has received news coverage in the *Wall Street Journal*, CNN, NBC News *The Today Show*, the Associated Press, the Council on Foreign Relations, *New York Times*, *Washington Post*, *Los Angeles Times*, *Houston Chronicle*, *Newsday*, *International Herald Tribune*, *Guardian (UK)*, *Financial Times*, *The Economist*, *Jerusalem Post*, *USA Today*, *Chicago Tribune*, *New York Post*, ABC News, CBS News, the BBC, PBS, C-SPAN, *San Francisco Chronicle*, *Christian Science Monitor*, *Miami Herald*, *Cleveland Plain Dealer*, *San Jose Mercury News*, *Boston Globe*, *San Diego Union Tribune*, *Forbes*, *Yahoo News*, *AOL News*, BBC Persian, VOA Persian, Radio Farda, and others throughout the world, and throughout the blogosphere.

TFT has also released the first uncensored nationwide poll of Syria ever conducted. This unprecedented survey has received extensive coverage from a lead commentary in the *Wall Street Journal* to numerous articles in the *New York Times*, *Washington Post*, *Los Angeles Times*, *Houston Chronicle*, *Newsday*, *International Herald Tribune*, *Guardian*, *Philadelphia Inquirer*, *San Francisco Chronicle*, *Christian Science Monitor*, *Miami Herald*, *Cleveland Plain Dealer*, *San Jose Mercury News*, *San Diego Union Tribune*, *Forbes*, *Jerusalem Post*, *Ha'aretz (Israel)*, and others throughout the Middle East.

The Pakistan survey was featured in a special report on CNN's *Anderson Cooper*, as well as in front page news stories by both the *New York Times* and the *Washington Post*.

Indeed, like Iran and Syria, the coverage was global, from a feature story on CNN and the CNN.com website, to front page articles in the *Washington Post* and the *New York Times*, as well as the *Financial Times*, *Los Angeles Times*, *Houston Chronicle*, *Newsday*, *International Herald Tribune*, *Guardian*, *Philadelphia Inquirer*, *San Francisco Chronicle*, *Cleveland Plain Dealer*, *San Jose Mercury News*, *San Diego Union Tribune*, and *Forbes*, as well as extensive reporting in all media throughout Pakistan itself.

Like the Iran survey, the Pakistan poll is having an important impact in Pakistan itself. One of Pakistan's principal newspapers, *The News*, in a lead editorial referred to "the oft-quoted survey released by the Washington-based think tank Terror Free Tomorrow" as setting the standard for the current debate over democracy inside Pakistan. At the same time, military dictator General Musharraf's top political ally, Pakistan Muslim League President Shujaat Hussain, has publicly called into question the "authenticity" of the TFT survey.

In Indonesia and Bangladesh, Admiral Michael Mullen, Chair of the Joint Chiefs of Staff—the nation's highest ranking military officer—stated that TFT surveys were a "critical factor" in launching the Navy's humanitarian medical missions.

TFT surveys showed that the Navy's hospital ship, treating 61,000 needy patients, changed public opinion favorably toward the United States and against terrorism—resulting, according to Admiral Mullen, in new medical missions by the Navy.

Admiral Mullen has written that TFT's findings provided the proof to "one of the defining moments of this new century." According to Admiral Mullen, TFT's surveys have directly led to continuing successful humanitarian missions by the U.S. Navy around the world. As Admiral Mullen testified in March 2007 before the U.S. House Armed Services Committee:

"In public opinion surveys conducted by Terror Free Tomorrow, Indonesians and Bangladeshis overwhelmingly indicated their support of the Navy's humanitarian missions. In Indonesia, 85% of those aware of *MERCY's* visit had a favorable opinion, and in Bangladesh this figure was 95%. Further, 87% of those polled in Bangladesh stated that *MERCY's* activities made their overall view of the United States more positive. These polling results provide real indication of the power of partnership humanitarian missions."

TFT is indeed proud to report that Admiral Mullen also announced that as a direct result of TFT's path-breaking work, the Navy has launched new humanitarian missions to Asia and Latin America.

Earlier in the year, TFT completed a public opinion survey of Turkey—the first on an issue of vital importance to both Turkey and the United States, namely the U.S. Congressional resolution formally recognizing as organized genocide the mass killings of Armenians from 1915-23 in Turkey's predecessor state of the Ottoman Empire. Our unprecedented survey shows that the resolution would actually set back the cause it purports to achieve: namely, Turkey's recognition of its own past and reconciliation with Armenia today.

The TFT survey was featured in front page news coverage by both the *New York Times* and the *Washington Post*—in fact, in no less than two front page stories by the *New York Times* (as well as coverage elsewhere such as the *Washington Times*, *Baltimore Sun*, etc.) The survey served as a critical element in the Congress' deliberations over the resolution, cited in statements on both the House Floor and by leading Members of Congress as a critical factor in the Congressional debate.

Lee Hamilton, Co-Chair of the 9/11 Commission and the Iraq Study Group, commented on another one of TFT's recent surveys—this time of Nigeria:

"Terror Free Tomorrow's new survey of Nigerian opinion reinforces a lesson that America has learned in places as diverse as Pakistan and Indonesia: in the struggle against extremism, the effective and

targeted use of U.S. assistance can be as effective - if not more effective - than the deployment of bombs and guns. To win the war of ideas and to combat the swelling turmoil around the world, the United States must use all aspects of American power - including the power of American generosity."

News coverage of that survey, as well as two lead editorials in the *Christian Science Monitor*, authored by TFT's President, has also recently appeared.

Additional Background:

Since 2005, Terror Free Tomorrow has conducted more than twenty nationwide public opinion surveys around the world, including in Iran, Indonesia, Pakistan, Bangladesh, Syria, Turkey, Nigeria, Saudi Arabia, the United Arab Emirates and elsewhere.

Terror Free Tomorrow's surveys have been cited by former Presidents Bill Clinton and George H.W. Bush, in the US Congress (on the Senate Floor, by key Senators and Congressmen, and in both House and Senate testimony), at the United Nations, and by the US Department of State and Department of Defense, as well as prominent leading think-tanks such as the Heritage Foundation, the Brookings Institution, the Nixon Center, the Center for Strategic and International Studies (CSIS), the Carnegie Endowment and the Clinton Global Initiative.

Terror Free Tomorrow's President, Ken Ballen, successfully prosecuted international terrorists and played a leading role in some of the most important Congressional investigations over the past two decades. Our distinguished international Advisory Board is led by Senator John McCain, former 9/11 Commission Co-Chair Lee Hamilton and former Senate Majority Leader Bill Frist.

Terror Free Tomorrow was the first to conduct a nationwide poll in Indonesia after the tsunami. President Bush, and former Presidents Clinton and Bush, all cited the poll as a key reason for sustained American tsunami relief. The US State Department also relied on Terror Free Tomorrow polling in testimony before the US Senate Committee on Foreign Relations.

In addition, Terror Free Tomorrow conducted the first and only poll in Pakistan after the devastating October 2005 earthquake. The poll was featured in *The Wall Street Journal*, CNN and international media. Moreover, the poll served as the principal finding by the US Senate for the United States "to take the lead" in relief efforts to Pakistani earthquake victims (Senate Resolution #356, co-sponsored by Senators Lugar and Biden, Chairman and Ranking Member of the Senate Foreign Relations Committee).

Terror Free Tomorrow's surveys have been relied on as one of the key findings for new legislation to strengthen America's public diplomacy and humanitarian efforts, introduced by Senators Russ Feingold (D-WI) and Norm Coleman (R-

MN). TFT findings have also been relied on by the State Department as an independent benchmark in evaluating the success of American foreign policy (*State Dept Performance and Accountability Report*), and by the Department of Defense in the *National Military Strategic Plan for the War on Terrorism*.

TFT's work has also been covered extensively in leading news media, including lead editorials and featured stories in, among others, *The New York Times*, *The Wall Street Journal*, *The Washington Post*, Associated Press, *The Christian Science Monitor*, *USA Today*, *The Philadelphia Inquirer*, *The Financial Times*, *The Miami Herald*, *The Baltimore Sun*, *The Economist*, CNN, NBC News, National Public Radio, *Roll Call*, *The Hill*, and *U.S. News & World Report*. Other coverage includes MSNBC, ABC News, CBS News, FOX News, *Chicago Tribune*, *Newsday*, *Los Angeles Times*, *Reuters*, *The Washington Times*, *The New York Post*, *The National Review*, *The Boston Globe*, *The Houston Chronicle*, *The San Francisco Chronicle*, *United Press International*, *The White House Bulletin*, *The International Herald Tribune*, *The Globe and Mail* (Canada), *The Afghanistan Times*, *The Jakarta Post* (Indonesia), Metro TV Indonesia, *Tempo* (Indonesia), *Kompas* (Indonesia), TV/Radio Australia, *Straits Times* (Malaysia), *Pakistan Dawn*, *The Nation* (Pakistan), GEO TV Pakistan, *Pakistan Daily Times*, Voice of America, *Journal do Brasil*, *Die Welt* (Germany), *Le Monde* (France), BBC, *The Guardian* (UK), *The Daily Yomiuri* (Japan), *The Jerusalem Post*, *The China Post*, *The Seoul Times*, *The Indian Express* (India), *The Hindu* (India), *The Turkish Daily News*, *The Turkish Press*, *Zaman* (Turkey), *The Oman Tribune*, *The Gulf News* (UAE and pan-Arab), *The Middle East Times*, *The Muslim News*, and *The Daily Star* (Lebanon and pan-Arab), among others. TFT has also been extensively covered in blogs throughout the Internet.

Terror Free Tomorrow findings have also been cited in scholarly journals including the *Harvard International Review*, the *New England Journal of Medicine*, and important books on American foreign policy, such as Senator Barack Obama's *The Audacity of Hope*; Peter Beinart's *The Good Fight*; Tony Smith's *Washington's Bid*; Carnes Lord's *Losing Hearts and Minds*; and Dick Martin's *Rebuilding Brand America* and Peter Bergen's *The Osama bin Laden I Know*.

Terror Free Tomorrow's field partner and project manager is the international research specialists, D3 Systems, Inc. at: www.D3systems.com

D³ has conducted widely praised surveys in Iran, Syria and Pakistan with Terror Free Tomorrow, in addition to Iraq and Afghanistan for ABC News, *USA Today*, BBC and others. D³ is internationally recognized for its expertise in overseeing research projects from design through analysis in some of the most difficult research environments around the globe.

Since 1988, D³ Systems has developed a particular expertise on research in the Middle East. D³ Systems has developed unique research capabilities from

scratch in Afghanistan and Iraq. D³ founded, in 2003, the first registered opinion research firm in Afghanistan: the *Afghan Center for Socio-economic and Opinion Research* (ACSOR). ACSOR has conducted qualitative and quantitative research projects for an international client group including The Asia Foundation, the US State Department, the BBC, the Voice of America, and Radio Free Europe. D³ has also conducted a number of quantitative surveys in Iraq for ABC News, *USA Today*, the BBC, the Voice of America, *Deutsche Welle*, Radio Sawa, and others.

Beginning in Europe in the early 1990s, D³ has played a leading role in the international use of telephone research for opinion polling and media audience measurement and evaluation into denied or limited access countries. While international telephone research from a central site (CATI) is an established method for consumer or business-to-business surveys, D³ has pioneered its use to reach publics in societies where on the ground, random probability sampling with sensitive questionnaires is not possible.

Methodology

This survey of Saudi Arabia was conducted for Terror Free Tomorrow by D3 Systems of Vienna, Virginia and KA Europe SPRL. Interviews were conducted by phone from a CATI facility in a nearby country outside the Kingdom of Saudi Arabia.

The survey was conducted in Arabic, among a random national sample of 1,004 Saudi Arabian nationals aged 18 and older from November 30 to December 5, 2007. The questionnaire consisted of 27 substantive questions, 16 demographic questions, and 23 management and quality control questions. During the course of fieldwork, there were 2,337 contact attempts made. Of these, 323 resulted in non-contacts. Another 369 contact attempts resulted in non-eligible respondents because they were not Saudi nationals. Of the 1,645 successful contacts with Saudi nationals, there were 641 refusals giving the study a 61% response rate. The survey has a +/-3% margin of error at the 95% confidence interval.

Telephone interviewing was employed instead of face-to-face research in Saudi Arabia to overcome fieldwork obstacles in terms of geographic coverage, data collection speed, and social constraints, such as gender matching for face-to-face interviews with women. Access to household members other than the head of household, especially women, for face-to-face interviewing in Saudi Arabia can be difficult to organize. Face-to-face would require a large gender matched field team to be available in all geographic locations. Telephone interviewing allows for centralization of the field force and helps to overcome these barriers.

CATI research in the Kingdom of Saudi Arabia has proven a viable option for delivering a representative sample across all demographic groups. The country has an estimated national land-line telephone penetration rate of 99%, which gives it a higher telephone penetration rate than many Western countries where

telephone sampling is standard. The high percentage of land-line households also reduces potential bias from cell phone-only households.

Interviews were conducted by trained interviewers who are native Arabic speakers. Interviewers were briefed on a number of items including, but not limited to, the selection of respondents, the questionnaire (both asking questions and recording responses), timing and control issues, and usage of the CATI system. Interviews are subjected to numerous quality control procedures including direct supervision of all interviews by an Arabic-speaking supervisor experienced in surveys in the Kingdom of Saudi Arabia.

The sample is a random selection of Saudi nationals, both male and female, above the age of 18 and was achieved by using full random digit dialing techniques. The sample covers all provinces of Saudi Arabia, with the number of sampling points chosen in proportion to the size of each province's population. Interviews were conducted by randomly selecting telephone exchanges within each province and randomizing the digits in the telephone numbers. Respondents within each household are selected using the "Last Birthday" method.

Gender matching of interviewer and respondent is important in Saudi Arabia, particularly in rural areas. The field team seeks to match respondent gender with interviewer gender to maximize response rates.

D³'s experience has been that these types of telephone surveys yield demographic results similar to that of official national population data from the Kingdom of Saudi Arabia. Population statistics are available from the Central Department of Statistics of the Ministry of Planning. The sample targeted Saudi nationals only, with is why the percentages for males and females are different from the census data. The percentage of males overall in Saudi Arabia is skewed by the large number of male guest workers in the country. The most recent census data date to the year 2000. D³ applied weights to this survey for gender, age, geographic code, and province according to population figures for Saudi nationals, not for the full census which includes large numbers of expatriates and guest workers.

TFT's prior survey throughout Saudi Arabia during May 2006 had a limited number of questions, a sample of 500 adults with +/-3.6% margin of error and was urban only (Saudi Arabia's population is almost 90% urban). Full methodology on this poll, and the Pakistan, Iran, and Syria surveys cited for comparison can all be accessed in the Polls section of the TFT website (www.TerrorFreeTomorrow.org) The comparison for Bin Laden and Al Qaeda supporters represent a subset of the total sample (see topline frequencies which follow). The Pew surveys cited for comparison can be accessed at www.pewglobal.org

TFT Saudi Arabia Survey – December 2007
National Census; Demographics

	Census Population %	Target Sample Nationals Only	Realized Sample (unweighted)	Realized Sample (weighted¹)
Gender				
Male	54.3%	49.3%	49.8%	49.3%
Female	45.7%	50.7%	50.2%	50.7%
Age				
18-24	22.3%	27.9%	27.1%	27.9%
25-34	32.0%	27.4%	35.2%	27.4%
35-44	23.4%	18.7%	21.3%	18.7%
45-54	11.2%	11.3%	11.7%	11.3%
55+	11.2%	14.6%	4.8%	14.6%
Geographic Code				
Urban	87.0%	87.0%	83.6%	87.0%
Rural	13.0%	13.0%	11.1%	13.0%
Province/City/Region				
Albaha	2.3%	2.8%	2.4%	2.8%
Aljouf	1.7%	1.9%	1.8%	1.9%
Aseer	7.9%	9.2%	10.1%	9.2%
Eastern Province	14.4%	14.7%	14.6%	14.7%
Hail	2.5%	2.9%	2.9%	2.9%
Jazan	5.2%	6.3%	6.2%	6.3%
Madinah	6.6%	6.8%	6.8%	6.8%
Makkah	26.1%	22.8%	22.7%	22.8%
Najran	1.8%	2.1%	2.1%	2.1%
Northern Border	1.2%	1.4%	1.4%	1.4%
Qaseem	4.7%	5.1%	5.1%	5.1%
Riyadh	22.7%	20.9%	20.8%	20.9%
Tabouk	2.8%	3.3%	3.2%	3.3%

¹ When weighting according to age and gender

Saudi Arabia Topline Frequencies

M7: Do you live in an urban or rural area?

Total	Number		1004
	Percent		100.0%
Urban	Number		872
	Percent		86.9%
Rural	Number		131
	Percent		13.1%

Terror Free Tomorrow: Saudi Arabia, December 2007

M8: (Ask if "Urban" in M-7, Otherwise Skip to M-9): Do you live in ...?

Total	Number		872
	Percent		100.0%
Riyadh	Number		216
	Percent		24.8%
Damman/Dharan/Al Khobar	Number		49
	Percent		5.6%
Jeddah	Number		153
	Percent		17.5%
Some Other City	Number		454
	Percent		52.1%

Terror Free Tomorrow: Saudi Arabia, December 2007

M9: (Ask Those Who Answered '2' to M-7 or '4' or '5' to M-8): Which province do you live in?

Total	Number		1004
	Percent		100.0%
Albaha	Number		26
	Percent		2.6%
Aljouf	Number		22
	Percent		2.2%
Aseer	Number		95
	Percent		9.5%
Eastern Province	Number		147
	Percent		14.6%
Hail	Number		29
	Percent		2.8%
Jazan	Number		66
	Percent		6.6%

Madinah	Number	66
	Percent	6.6%
Makkah	Number	234
	Percent	23.4%
Najran	Number	18
	Percent	1.8%
Northern Border	Number	13
	Percent	1.3%
Qaseem	Number	46
	Percent	4.6%
Riyadh	Number	213
	Percent	21.2%
Tabouk	Number	29
	Percent	2.9%

Terror Free Tomorrow: Saudi Arabia, December 2007

Q1: Which of the following sources do you use most often for news and information?

Total	Number	1004
	Percent	100.0%
Television	Number	794
	Percent	79.2%
Radio	Number	40
	Percent	4.0%
Newspapers	Number	61
	Percent	6.0%
Internet	Number	83
	Percent	8.3%
Mosque	Number	5
	Percent	.5%
Friends and Family	Number	11
	Percent	1.1%
Refused	Number	2
	Percent	.2%
Don't Know	Number	7
	Percent	.7%

Terror Free Tomorrow: Saudi Arabia, December 2007

Q2a: Do you have access to the Internet?

At Home?

Total	Number		1004
	Percent		100.0%
Yes	Number		582
	Percent		58.0%
No	Number		419
	Percent		41.7%
Refused	Number		1
	Percent		.1%
Don't Know	Number		2
	Percent		.2%

Terror Free Tomorrow: Saudi Arabia, December 2007

Q2b: Do you have access to the Internet?

At Work?

Total	Number		1004
	Percent		100.0%
Yes	Number		197
	Percent		19.6%
No	Number		802
	Percent		79.9%
Refused	Number		2
	Percent		.2%
Don't Know	Number		2
	Percent		.2%

Terror Free Tomorrow: Saudi Arabia, December 2007

Q2c: Do you have access to the Internet?

At Another Location

Total	Number		1004
	Percent		100.0%
Yes	Number		78
	Percent		7.8%
No	Number		914
	Percent		91.0%
Refused	Number		9
	Percent		.9%
Don't Know	Number		3
	Percent		.3%

Terror Free Tomorrow: Saudi Arabia, December 2007

**Q3: (ASK ONLY THOSE WHO HAVE INTERNET ACCESS
'1' at Q2a, b, or c):
How many days a week do you access the Internet?**

Total	Number		654
	Percent		100.0%
Every Day or Almost Every Day	Number		263
	Percent		40.2%
Three of Four Days a Week	Number		150
	Percent		23.0%
One or Two Days a Week	Number		116
	Percent		17.8%
Less Than Once a Week	Number		55
	Percent		8.5%
Never	Number		67
	Percent		10.2%
Refused	Number		1
	Percent		.1%
Don't Know	Number		1
	Percent		.2%

Terror Free Tomorrow: Saudi Arabia, December 2007

**Q4: Do you think the economy in Saudi Arabia today is
going in the right direction, or do you think it is going in
the wrong direction?**

Total	Number		1004
	Percent		100.0%
Right Direction	Number		768
	Percent		76.5%
Wrong Direction	Number		72
	Percent		7.2%
Neither Right nor Wrong Direction	Number		81
	Percent		8.0%
Refused	Number		20
	Percent		2.0%
Don't Know	Number		63
	Percent		6.3%

Terror Free Tomorrow: Saudi Arabia, December 2007

Q5a: I will now read a list of countries. Please tell me your opinion of each country. Is your opinion very favorable, somewhat favorable, somewhat unfavorable, or very unfavorable?

China

Total	Number		1004
	Percent		100.0%
Very Favorable	Number		343
	Percent		34.2%
Somewhat Favorable	Number		272
	Percent		27.1%
Somewhat Unfavorable	Number		129
	Percent		12.8%
Very Unfavorable	Number		157
	Percent		15.7%
Refused	Number		13
	Percent		1.3%
Don't Know	Number		89
	Percent		8.8%

Terror Free Tomorrow: Saudi Arabia, December 2007

Q5b: I will now read a list of countries. Please tell me your opinion of each country. Is your opinion very favorable, somewhat favorable, somewhat unfavorable, or very unfavorable?

Iran

Total	Number		1004
	Percent		100.0%
Favorable/Unfavorable Opinion of....Iran	Very Favorable	Number	224
		Percent	22.3%
	Somewhat Favorable	Number	247
		Percent	24.6%
	Somewhat Unfavorable	Number	179
		Percent	17.9%
	Very Unfavorable	Number	262
		Percent	26.1%
Refused	Number		23
	Percent		2.3%
Don't Know	Number		68
	Percent		6.8%

Terror Free Tomorrow: Saudi Arabia, December 2007

Q5c: I will now read a list of countries. Please tell me your opinion of each country. Is your opinion very favorable, somewhat favorable, somewhat unfavorable, or very unfavorable?

The United States

Total	Number		1004
	Percent		100.0%
Very Favorable	Number		198
	Percent		19.7%
Somewhat Favorable	Number		199
	Percent		19.8%
Somewhat Unfavorable	Number		144
	Percent		14.4%
Very Unfavorable	Number		373
	Percent		37.2%
Refused	Number		28
	Percent		2.7%
Don't Know	Number		62
	Percent		6.2%

Terror Free Tomorrow: Saudi Arabia, December 2007

Q5d: I will now read a list of countries. Please tell me your opinion of each country. Is your opinion very favorable, somewhat favorable, somewhat unfavorable, or very unfavorable?

Pakistan

Total	Number		1004
	Percent		100.0%
Very Favorable	Number		243
	Percent		24.3%
Somewhat Favorable	Number		280
	Percent		27.9%
Somewhat Unfavorable	Number		153
	Percent		15.3%
Very Unfavorable	Number		230
	Percent		22.9%
Refused	Number		17
	Percent		1.7%
Don't Know	Number		79
	Percent		7.9%

Terror Free Tomorrow: Saudi Arabia, December 2007

Q5e: I will now read a list of countries. Please tell me your opinion of each country. Is your opinion very favorable, somewhat favorable, somewhat unfavorable, or very unfavorable?

United Kingdom

Total	Number		1004
	Percent		100.0%
Very Favorable	Number		338
	Percent		33.7%
Somewhat Favorable	Number		252
	Percent		25.1%
Somewhat Unfavorable	Number		111
	Percent		11.1%
Very Unfavorable	Number		206
	Percent		20.5%
Refused	Number		25
	Percent		2.4%
Don't Know	Number		72
	Percent		7.2%

Terror Free Tomorrow: Saudi Arabia, December 2007

Q5f: I will now read a list of countries. Please tell me your opinion of each country. Is your opinion very favorable, somewhat favorable, somewhat unfavorable, or very unfavorable?

France

Total	Number		1004
	Percent		100.0%
Very Favorable	Number		305
	Percent		30.3%
Somewhat Favorable	Number		286
	Percent		28.5%
Somewhat Unfavorable	Number		143
	Percent		14.2%
Very Unfavorable	Number		170
	Percent		16.9%
Refused	Number		19
	Percent		1.9%
Don't Know	Number		81
	Percent		8.1%

Terror Free Tomorrow: Saudi Arabia, December 2007

Q5g: I will now read a list of countries. Please tell me your opinion of each country. Is your opinion very favorable, somewhat favorable, somewhat unfavorable, or very unfavorable?

Turkey

Total	Number		1004
	Percent		100.0%
Very Favorable	Number		423
	Percent		42.1%
Somewhat Favorable	Number		289
	Percent		28.8%
Somewhat Unfavorable	Number		103
	Percent		10.3%
Very Unfavorable	Number		102
	Percent		10.2%
Refused	Number		12
	Percent		1.2%
Don't Know	Number		75
	Percent		7.4%

Terror Free Tomorrow: Saudi Arabia, December 2007

Q6a: I will read a list of different kinds of people. Please tell me your opinion of each group of people. Is your opinion very favorable, somewhat favorable, somewhat unfavorable, or very unfavorable?

Chinese

Total	Number		1004
	Percent		100.0%
Very Favorable	Number		252
	Percent		25.1%
Somewhat Favorable	Number		294
	Percent		29.3%
Somewhat Unfavorable	Number		132
	Percent		13.1%
Very Unfavorable	Number		231
	Percent		23.0%
Refused	Number		20
	Percent		2.0%
Don't Know	Number		74
	Percent		7.4%

Terror Free Tomorrow: Saudi Arabia, December 2007

Q6b: I will read a list of different kinds of people. Please tell me your opinion of each group of people. Is your opinion very favorable, somewhat favorable, somewhat unfavorable, or very unfavorable?

Iranians

Total	Number		1004
	Percent		100.0%
Very Favorable	Number		235
	Percent		23.4%
Somewhat Favorable	Number		280
	Percent		27.9%
Somewhat Unfavorable	Number		155
	Percent		15.5%
Very Unfavorable	Number		241
	Percent		24.0%
Refused	Number		25
	Percent		2.5%
Don't Know	Number		68
	Percent		6.7%

Terror Free Tomorrow: Saudi Arabia, December 2007

Q6c: I will read a list of different kinds of people. Please tell me your opinion of each group of people. Is your opinion very favorable, somewhat favorable, somewhat unfavorable, or very unfavorable?

Americans

Total	Number		1004
	Percent		100.0%
Very Favorable	Number		182
	Percent		18.1%
Somewhat Favorable	Number		220
	Percent		21.9%
Somewhat Unfavorable	Number		165
	Percent		16.4%
Very Unfavorable	Number		358
	Percent		35.7%
Refused	Number		28
	Percent		2.8%
Don't Know	Number		51
	Percent		5.1%

Terror Free Tomorrow: Saudi Arabia, December 2007

Q6d: I will read a list of different kinds of people. Please tell me your opinion of each group of people. Is your opinion very favorable, somewhat favorable, somewhat unfavorable, or very unfavorable?

Pakistanis

Total	Number		1004
	Percent		100.0%
Very Favorable	Number		295
	Percent		29.4%
Somewhat Favorable	Number		337
	Percent		33.6%
Somewhat Unfavorable	Number		125
	Percent		12.4%
Very Unfavorable	Number		181
	Percent		18.0%
Refused	Number		19
	Percent		1.9%
Don't Know	Number		46
	Percent		4.6%

Terror Free Tomorrow: Saudi Arabia, December 2007

Q6e: I will read a list of different kinds of people. Please tell me your opinion of each group of people. Is your opinion very favorable, somewhat favorable, somewhat unfavorable, or very unfavorable?

British

Total	Number		1004
	Percent		100.0%
Very Favorable	Number		203
	Percent		20.3%
Somewhat Favorable	Number		281
	Percent		28.0%
Somewhat Unfavorable	Number		179
	Percent		17.9%
Very Unfavorable	Number		248
	Percent		24.7%
Refused	Number		22
	Percent		2.2%
Don't Know	Number		70
	Percent		7.0%

Terror Free Tomorrow: Saudi Arabia, December 2007

Q6f: I will read a list of different kinds of people. Please tell me your opinion of each group of people. Is your opinion very favorable, somewhat favorable, somewhat unfavorable, or very unfavorable?

French

Total	Number		1004
	Percent		100.0%
Very Favorable	Number		268
	Percent		26.7%
Somewhat Favorable	Number		309
	Percent		30.7%
Somewhat Unfavorable	Number		135
	Percent		13.5%
Very Unfavorable	Number		181
	Percent		18.0%
Refused	Number		21
	Percent		2.1%
Don't Know	Number		90
	Percent		9.0%

Terror Free Tomorrow: Saudi Arabia, December 2007

Q6g: I will read a list of different kinds of people. Please tell me your opinion of each group of people. Is your opinion very favorable, somewhat favorable, somewhat unfavorable, or very unfavorable?

Turks

Total	Number		1004
	Percent		100.0%
Very Favorable	Number		397
	Percent		39.6%
Somewhat Favorable	Number		321
	Percent		32.0%
Somewhat Unfavorable	Number		95
	Percent		9.5%
Very Unfavorable	Number		116
	Percent		11.5%
Refused	Number		18
	Percent		1.8%
Don't Know	Number		56
	Percent		5.6%

Terror Free Tomorrow: Saudi Arabia, December 2007

Q6h: I will read a list of different kinds of people. Please tell me your opinion of each group of people. Is your opinion very favorable, somewhat favorable, somewhat unfavorable, or very unfavorable?

Iraqis

Total	Number		1004
	Percent		100.0%
Very Favorable	Number		633
	Percent		63.0%
Somewhat Favorable	Number		202
	Percent		20.1%
Somewhat Unfavorable	Number		47
	Percent		4.7%
Very Unfavorable	Number		79
	Percent		7.8%
Refused	Number		10
	Percent		1.0%
Don't Know	Number		34
	Percent		3.4%

Terror Free Tomorrow: Saudi Arabia, December 2007

Q6i: I will read a list of different kinds of people. Please tell me your opinion of each group of people. Is your opinion very favorable, somewhat favorable, somewhat unfavorable, or very unfavorable?

Jews

Total	Number		1004
	Percent		100.0%
Very Favorable	Number		21
	Percent		2.1%
Somewhat Favorable	Number		40
	Percent		3.9%
Somewhat Unfavorable	Number		70
	Percent		7.0%
Very Unfavorable	Number		820
	Percent		81.7%
Refused	Number		42
	Percent		4.1%
Don't Know	Number		11
	Percent		1.1%

Terror Free Tomorrow: Saudi Arabia, December 2007

Q6j: I will read a list of different kinds of people. Please tell me your opinion of each group of people. Is your opinion very favorable, somewhat favorable, somewhat unfavorable, or very unfavorable?

Christians

Total	Number		1004
	Percent		100.0%
Very Favorable	Number		137
	Percent		13.7%
Somewhat Favorable	Number		256
	Percent		25.5%
Somewhat Unfavorable	Number		140
	Percent		14.0%
Very Unfavorable	Number		404
	Percent		40.3%
Refused	Number		25
	Percent		2.5%
Don't Know	Number		41
	Percent		4.1%

Terror Free Tomorrow: Saudi Arabia, December 2007

Q7a: Would any of the following improve your opinion of the United States?

[INTERVIEWER: Please probe: Would it improve your opinion a great deal, somewhat, not significantly, or not at all?]

Free trade treaty between the US and Saudi Arabia

Total	Number		1004
	Percent		100.0%
A Great Deal	Number		528
	Percent		52.6%
Somewhat	Number		187
	Percent		18.6%
Not Significantly	Number		40
	Percent		4.0%
Not At All	Number		149
	Percent		14.9%
Refused	Number		37
	Percent		3.7%
Don't Know	Number		62
	Percent		6.2%

Terror Free Tomorrow: Saudi Arabia, December 2007

Q7b: Would any of the following improve your opinion of the United States?

[INTERVIEWER: Please probe: Would it improve your opinion a great deal, somewhat, not significantly, or not at all?]

US brokering a comprehensive Middle East peace between Israelis and Palestinians

Total	Number		1004
	Percent		100.0%
A Great Deal	Number		245
	Percent		24.4%
Somewhat	Number		279
	Percent		27.8%
Not Significantly	Number		104
	Percent		10.4%
Not At All	Number		262
	Percent		26.1%
Refused	Number		53
	Percent		5.3%
Don't Know	Number		61
	Percent		6.0%

Terror Free Tomorrow: Saudi Arabia, December 2007

Q7c: Would any of the following improve your opinion of the United States?

[INTERVIEWER: Please probe: Would it improve your opinion a great deal, somewhat, not significantly, or not at all?]

Withdrawal of US forces from Iraq

Total	Number		1004
	Percent		100.0%
A Great Deal	Number		743
	Percent		74.0%
Somewhat	Number		112
	Percent		11.1%
Not Significantly	Number		32
	Percent		3.2%
Not At All	Number		44
	Percent		4.4%
Refused	Number		31
	Percent		3.1%
Don't Know	Number		41
	Percent		4.1%

Terror Free Tomorrow: Saudi Arabia, December 2007

Q7d: Would any of the following improve your opinion of the United States?

[INTERVIEWER: Please probe: Would it improve your opinion a great deal, somewhat, not significantly, or not at all?]

US pushing to spread democracy in the Middle East

Total	Number		1004
	Percent		100.0%
A Great Deal	Number		167
	Percent		16.6%
Somewhat	Number		197
	Percent		19.6%
Not Significantly	Number		126
	Percent		12.5%
Not At All	Number		383
	Percent		38.2%
Refused	Number		59
	Percent		5.9%
Don't Know	Number		72
	Percent		7.1%

Terror Free Tomorrow: Saudi Arabia, December 2007

Q7e: Would any of the following improve your opinion of the United States?

[INTERVIEWER: Please probe: Would it improve your opinion a great deal, somewhat, not significantly, or not at all?]

US Military equipment and training for the Saudi Arabian armed forces

Total	Number		1004
	Percent		100.0%
A Great Deal	Number		393
	Percent		39.2%
Somewhat	Number		237
	Percent		23.7%
Not Significantly	Number		104
	Percent		10.3%
Not At All	Number		127
	Percent		12.7%
Refused	Number		61
	Percent		6.0%
Don't Know	Number		81
	Percent		8.1%

Terror Free Tomorrow: Saudi Arabia, December 2007

Q7f: Would any of the following improve your opinion of the United States?

[INTERVIEWER: Please probe: Would it improve your opinion a great deal, somewhat, not significantly, or not at all?]

US increasing visas for Saudi Arabians to come to the US to study or work

Total	Number		1004
	Percent		100.0%
A Great Deal	Number	573	
	Percent		57.1%
Somewhat	Number	169	
	Percent		16.9%
Not Significantly	Number	62	
	Percent		6.2%
Not At All	Number	147	
	Percent		14.6%
Refused	Number	19	
	Percent		1.9%
Don't Know	Number	32	
	Percent		3.2%

Terror Free Tomorrow: Saudi Arabia, December 2007

Q8: Do you favor or oppose the proposed sale of billions of dollars in advanced weaponry from the United States to Saudi Arabia, including satellite-guided bombs, upgrades for fighter jets, and new naval vessels?

[AFTER FAVOR/OPOSE IS SELECTED, ASK:] Is that strongly or somewhat favor/oppose?

Total	Number		1004
	Percent		100.0%
Strongly Favor	Number	266	
	Percent		26.5%
Somewhat Favor	Number	225	
	Percent		22.4%
Somewhat Oppose	Number	136	
	Percent		13.5%
Strongly Oppose	Number	184	
	Percent		18.4%
Refused	Number	91	
	Percent		9.1%
Don't Know	Number	102	
	Percent		10.1%

Terror Free Tomorrow: Saudi Arabia, December 2007

Q9: Do you favor or oppose the Government of Iran developing nuclear weapons?

[AFTER FAVOR/OPOSE IS SELECTED, ASK:] Is that strongly or somewhat favor/oppose?

Total	Number		1004
	Percent		100.0%
Strongly Favor	Number		140
	Percent		14.0%
Somewhat Favor	Number		129
	Percent		12.8%
Somewhat Oppose	Number		236
	Percent		23.5%
Strongly Oppose	Number		338
	Percent		33.6%
Refused	Number		87
	Percent		8.6%
Don't Know	Number		74
	Percent		7.4%

Terror Free Tomorrow: Saudi Arabia, December 2007

Q10: If all diplomatic means fail to stop the Iranian government from developing nuclear weapons, would you favor the United States and other countries accepting a nuclear-armed Iran, or would you favor the United States and other countries taking military action against Iran to try and prevent the Iranians from having nuclear weapons?

Total	Number		1004
	Percent		100.0%
Favor US Accepting A Nuclear Armed Iran	Number		267
	Percent		26.6%
Favor US and Other Countries Taking Military Action to Prevent Nuclear Armed Iran	Number		382
	Percent		38.1%
Refused	Number		199
	Percent		19.9%
Don't Know	Number		155
	Percent		15.4%

Terror Free Tomorrow: Saudi Arabia, December 2007

Q11: In your opinion, should the United States increase or decrease its involvement in trying to solve the Israeli/Palestinian conflict?

[AFTER INCREASE/DECREASE IS SELECTED, ASK:] Is that strongly or somewhat?

Total	Number		1004
	Percent		100.0%
Strongly Increase Involvement	Number		152
	Percent		15.2%
Somewhat Increase Involvement	Number		179
	Percent		17.9%
Somewhat Decrease Involvement	Number		213
	Percent		21.2%
Strongly Decrease Involvement	Number		281
	Percent		28.0%
Refused	Number		103
	Percent		10.2%
Don't Know	Number		76
	Percent		7.5%

Terror Free Tomorrow: Saudi Arabia, December 2007

Q12: Please listen as I read the following statements and tell me which is closest to your own opinion?

Total	Number		1004
	Percent		100.0%
I would favor a peace treaty recognizing the State of Israel, if an independent Palestinian state is established.	Number		297
	Percent		29.6%
I oppose any peace treaty recognizing the State of Israel, and I favor all Arabs continuing to fight until there is no State of Israel in the Middle East	Number		515
	Percent		51.3%
Refused	Number		133
	Percent		13.2%
Don't Know	Number		59
	Percent		5.9%

Terror Free Tomorrow: Saudi Arabia, December 2007

Q13a: Do you favor or oppose Saudi citizens fighting in Iraq against:

[AFTER FAVOR/OPOSE IS SELECTED, ASK:] Is that strongly or somewhat favor/oppose?

Shia militias

Total	Number		1004
	Percent		100.0%
Strongly Favor	Number	101	
	Percent		10.0%
Somewhat Favor	Number	74	
	Percent		7.4%
Somewhat Oppose	Number	169	
	Percent		16.9%
Strongly Oppose	Number	456	
	Percent		45.5%
Refused	Number	121	
	Percent		12.0%
Don't Know	Number	82	
	Percent		8.2%

Terror Free Tomorrow: Saudi Arabia, December 2007

Q13b: Do you favor or oppose Saudi citizens fighting in Iraq against:

[AFTER FAVOR/OPOSE IS SELECTED, ASK:] Is that strongly or somewhat favor/oppose?

Sunni Militias

Total	Number		1004
	Percent		100.0%
Strongly Favor	Number	78	
	Percent		7.8%
Somewhat Favor	Number	61	
	Percent		6.1%
Somewhat Oppose	Number	159	
	Percent		15.8%
Strongly Oppose	Number	500	
	Percent		49.8%
Refused	Number	114	
	Percent		11.4%
Don't Know	Number	91	
	Percent		9.1%

Terror Free Tomorrow: Saudi Arabia, December 2007

Q13c: Do you favor or oppose Saudi citizens fighting in Iraq against:

[AFTER FAVOR/OPPOSE IS SELECTED, ASK:] Is that strongly or somewhat favor/oppose?

US-led coalition forces

Total	Number		1004
	Percent		100.0%
Strongly Favor	Number	252	
	Percent		25.1%
Somewhat Favor	Number	106	
	Percent		10.6%
Somewhat Oppose	Number	127	
	Percent		12.7%
Strongly Oppose	Number	338	
	Percent		33.6%
Refused	Number	111	
	Percent		11.1%
Don't Know	Number	69	
	Percent		6.9%

Terror Free Tomorrow: Saudi Arabia, December 2007

Q14: Do you favor or oppose Saudi Arabia supporting Sunni fighters inside Iraq?

[AFTER FAVOR/OPPOSE IS SELECTED, ASK:] Is that strongly or somewhat favor/oppose?

Total	Number		1004
	Percent		100.0%
Strongly Favor	Number	208	
	Percent		20.7%
Somewhat Favor	Number	141	
	Percent		14.0%
Somewhat Oppose	Number	183	
	Percent		18.2%
Strongly Oppose	Number	253	
	Percent		25.2%
Refused	Number	131	
	Percent		13.1%
Don't Know	Number	87	
	Percent		8.7%

Terror Free Tomorrow: Saudi Arabia, December 2007

Q15: Do you favor or oppose Saudi Arabia working with the United States to help resolve the Iraq war?

[AFTER FAVOR/OPOSE IS SELECTED, ASK:] Is that strongly or somewhat favor/oppose?

Total	Number		1004
	Percent		100.0%
Strongly Favor	Number		513
	Percent		51.1%
Somewhat Favor	Number		183
	Percent		18.2%
Somewhat Oppose	Number		102
	Percent		10.2%
Strongly Oppose	Number		83
	Percent		8.3%
Refused	Number		78
	Percent		7.8%
Don't Know	Number		45
	Percent		4.5%

Terror Free Tomorrow: Saudi Arabia, December 2007

Q16: Do you favor or oppose the Kingdom of Saudi Arabia developing nuclear energy?

[AFTER FAVOR/OPOSE IS SELECTED, ASK:] Is that strongly or somewhat favor/oppose?

Total	Number		1004
	Percent		100.0%
Strongly Favor	Number		546
	Percent		54.4%
Somewhat Favor	Number		132
	Percent		13.1%
Somewhat Oppose	Number		105
	Percent		10.5%
Strongly Oppose	Number		95
	Percent		9.4%
Refused	Number		63
	Percent		6.3%
Don't Know	Number		62
	Percent		6.2%

Terror Free Tomorrow: Saudi Arabia, December 2007

Q17: Apart from nuclear energy, do you favor or oppose the Kingdom of Saudi Arabia developing nuclear weapons?

[AFTER FAVOR/OPOSE IS SELECTED, ASK:] Is that strongly or somewhat favor/oppose?

Total	Number		1004
	Percent		100.0%
Strongly Favor	Number	348	
	Percent		34.7%
Somewhat Favor	Number	173	
	Percent		17.3%
Somewhat Oppose	Number	122	
	Percent		12.1%
Strongly Oppose	Number	192	
	Percent		19.1%
Refused	Number	94	
	Percent		9.3%
Don't Know	Number	75	
	Percent		7.5%

Terror Free Tomorrow: Saudi Arabia, December 2007

Q18: Do you favor or oppose Saudi Arabia restricting its supply of oil to the United States because of current American policies?

[AFTER FAVOR/OPOSE IS SELECTED, ASK:] Is that strongly or somewhat favor/oppose?

Total	Number		1004
	Percent		100.0%
Strongly Favor	Number	189	
	Percent		18.8%
Somewhat Favor	Number	257	
	Percent		25.6%
Somewhat Oppose	Number	191	
	Percent		19.0%
Strongly Oppose	Number	172	
	Percent		17.1%
Refused	Number	102	
	Percent		10.2%
Don't Know	Number	92	
	Percent		9.2%

Terror Free Tomorrow: Saudi Arabia, December 2007

Q19: In general do you favor strong and close relations between the United States and Saudi Arabia?

[AFTER FAVOR/OPOSE IS SELECTED, ASK:] Is that strongly or somewhat favor/oppose?

Total	Number		1004
	Percent		100.0%
Strongly Favor	Number		412
	Percent		41.1%
Somewhat Favor	Number		279
	Percent		27.8%
Somewhat Oppose	Number		96
	Percent		9.6%
Strongly Oppose	Number		90
	Percent		9.0%
Refused	Number		82
	Percent		8.2%
Don't Know	Number		44
	Percent		4.4%

Terror Free Tomorrow: Saudi Arabia, December 2007

Q20a: Please tell me whether you think these priorities are very important, somewhat important, somewhat unimportant, or not at all important for the Kingdom of Saudi Arabia:

Ensuring a free press and free elections?

Total	Number		1004
	Percent		100.0%
Very Important	Number		604
	Percent		60.2%
Somewhat Important	Number		193
	Percent		19.2%
Somewhat Unimportant	Number		83
	Percent		8.3%
Not At All Important	Number		61
	Percent		6.1%
Refused	Number		29
	Percent		2.8%
Don't Know	Number		34
	Percent		3.4%

Terror Free Tomorrow: Saudi Arabia, December 2007

Q20b: Please tell me whether you think these priorities are very important, somewhat important, somewhat unimportant, or not at all important for the Kingdom of Saudi Arabia:

Reducing unemployment and inflation?

Total	Number		1004
	Percent		100.0%
Very Important	Number		848
	Percent		84.5%
Somewhat Important	Number		85
	Percent		8.4%
Somewhat Unimportant	Number		21
	Percent		2.1%
Not At All Important	Number		16
	Percent		1.6%
Refused	Number		20
	Percent		1.9%
Don't Know	Number		14
	Percent		1.4%

Terror Free Tomorrow: Saudi Arabia, December 2007

Q20c: Please tell me whether you think these priorities are very important, somewhat important, somewhat unimportant, or not at all important for the Kingdom of Saudi Arabia:

Permitting women to drive

Total	Number		1004
	Percent		100.0%
Very Important	Number		271
	Percent		27.0%
Somewhat Important	Number		160
	Percent		15.9%
Somewhat Unimportant	Number		156
	Percent		15.5%
Not At All Important	Number		386
	Percent		38.5%
Refused	Number		23
	Percent		2.3%
Don't Know	Number		8
	Percent		.8%

Terror Free Tomorrow: Saudi Arabia, December 2007

Q20d: Please tell me whether you think these priorities are very important, somewhat important, somewhat unimportant, or not at all important for the Kingdom of Saudi Arabia:

Defeating Al Qaeda and other Jihadi groups

Total	Number		1004
	Percent		100.0%
Very Important	Number	421	
	Percent	42.0%	
Somewhat Important	Number	190	
	Percent	18.9%	
Somewhat Unimportant	Number	98	
	Percent	9.7%	
Not At All Important	Number	101	
	Percent	10.1%	
Refused	Number	106	
	Percent	10.6%	
Don't Know	Number	88	
	Percent	8.7%	

Terror Free Tomorrow: Saudi Arabia, December 2007

Q20e: Please tell me whether you think these priorities are very important, somewhat important, somewhat unimportant, or not at all important for the Kingdom of Saudi Arabia:

Providing financial assistance to mosques and madrassas in foreign countries?

Total	Number		1004
	Percent		100.0%
Very Important	Number	604	
	Percent	60.2%	
Somewhat Important	Number	211	
	Percent	21.1%	
Somewhat Unimportant	Number	53	
	Percent	5.3%	
Not At All Important	Number	52	
	Percent	5.2%	
Refused	Number	32	
	Percent	3.1%	
Don't Know	Number	51	
	Percent	5.1%	

Terror Free Tomorrow: Saudi Arabia, December 2007

Q20f: Please tell me whether you think these priorities are very important, somewhat important, somewhat unimportant, or not at all important for the Kingdom of Saudi Arabia:

Addressing the problem of terrorism?

Total	Number		1004
	Percent		100.0%
Very Important	Number		748
	Percent		74.5%
Somewhat Important	Number		136
	Percent		13.5%
Somewhat Unimportant	Number		43
	Percent		4.3%
Not At All Important	Number		52
	Percent		5.2%
Refused	Number		17
	Percent		1.7%
Don't Know	Number		8
	Percent		.8%

Terror Free Tomorrow: Saudi Arabia, December 2007

Q21a: Do you have a favorable or unfavorable opinion about each of the following groups?

Al Qaeda

Total	Number		1004
	Percent		100.0%
Very Favorable	Number		36
	Percent		3.6%
Somewhat Favorable	Number		59
	Percent		5.9%
Somewhat Unfavorable	Number		81
	Percent		8.0%
Very Unfavorable	Number		566
	Percent		56.4%
Refused	Number		139
	Percent		13.9%
Don't Know	Number		122
	Percent		12.1%

Terror Free Tomorrow: Saudi Arabia, December 2007

Q21b: Do you have a favorable or unfavorable opinion about each of the following groups?

Hezbollah

Total	Number		1004
	Percent		100.0%
Very Favorable	Number		185
	Percent		18.4%
Somewhat Favorable	Number		150
	Percent		14.9%
Somewhat Unfavorable	Number		118
	Percent		11.7%
Very Unfavorable	Number		308
	Percent		30.7%
Refused	Number		119
	Percent		11.8%
Don't Know	Number		125
	Percent		12.5%

Terror Free Tomorrow: Saudi Arabia, December 2007

Q21c: Do you have a favorable or unfavorable opinion about each of the following groups?

Hamas

Total	Number		1004
	Percent		100.0%
Very Favorable	Number		186
	Percent		18.6%
Somewhat Favorable	Number		187
	Percent		18.6%
Somewhat Unfavorable	Number		127
	Percent		12.6%
Very Unfavorable	Number		266
	Percent		26.5%
Refused	Number		124
	Percent		12.4%
Don't Know	Number		114
	Percent		11.3%

Terror Free Tomorrow: Saudi Arabia, December 2007

Q21d: Do you have a favorable or unfavorable opinion about each of the following groups?

Iraqi Sunni fighters

Total	Number		1004
	Percent		100.0%
Very Favorable	Number	184	
	Percent		18.4%
Somewhat Favorable	Number	173	
	Percent		17.2%
Somewhat Unfavorable	Number	137	
	Percent		13.6%
Very Unfavorable	Number	272	
	Percent		27.1%
Refused	Number	121	
	Percent		12.1%
Don't Know	Number	117	
	Percent		11.6%

Terror Free Tomorrow: Saudi Arabia, December 2007

Q21e: Do you have a favorable or unfavorable opinion about each of the following groups?

Iraqi Shia fighters

Total	Number		1004
	Percent		100.0%
Very Favorable	Number	40	
	Percent		4.0%
Somewhat Favorable	Number	97	
	Percent		9.7%
Somewhat Unfavorable	Number	153	
	Percent		15.2%
Very Unfavorable	Number	461	
	Percent		46.0%
Refused	Number	124	
	Percent		12.4%
Don't Know	Number	128	
	Percent		12.7%

Terror Free Tomorrow: Saudi Arabia, December 2007

Q22a: Some people support or oppose each of the following. What is your opinion? Do you support or oppose:

The Saudi Arabian military and police pursuing al Qaeda fighters inside Saudi Arabia

Total	Number		1004
	Percent		100.0%
Strongly Support	Number		833
	Percent		83.0%
Somewhat Support	Number		48
	Percent		4.8%
Somewhat Oppose	Number		11
	Percent		1.1%
Strongly Oppose	Number		27
	Percent		2.7%
Refused	Number		59
	Percent		5.9%
Don't Know	Number		26
	Percent		2.6%

Terror Free Tomorrow: Saudi Arabia, December 2007

Q22b: Some people support or oppose each of the following. What is your opinion? Do you support or oppose:

The US military working with the Saudi Arabian military and police to pursue al Qaeda fighters inside Saudi Arabia

Total	Number		1004
	Percent		100.0%
Strongly Support	Number		274
	Percent		27.3%
Somewhat Support	Number		180
	Percent		17.9%
Somewhat Oppose	Number		118
	Percent		11.8%
Strongly Oppose	Number		310
	Percent		30.9%
Refused	Number		77
	Percent		7.7%
Don't Know	Number		45
	Percent		4.5%

Terror Free Tomorrow: Saudi Arabia, December 2007

Q23: Some people think that suicide bombings are justified. Some people think that suicide bombings are not justified. Do you think that suicide bombings are often justified, sometimes justified, rarely justified, or never justified?

Total	Number		1004
	Percent		100.0%
Often Justified	Number		51
	Percent		5.1%
Sometimes Justified	Number		78
	Percent		7.8%
Rarely Justified	Number		65
	Percent		6.5%
Never Justified	Number		742
	Percent		73.9%
Refused	Number		39
	Percent		3.9%
Don't Know	Number		28
	Percent		2.8%

Terror Free Tomorrow: Saudi Arabia, December 2007

Q24a: I am going to read you a list of four options for governing Saudi Arabia. Please tell me whether you support or oppose each as a form of government for Saudi Arabia:

A political system where Islamic religious clerics rule

Total	Number		1004
	Percent		100.0%
Strongly Support	Number		232
	Percent		23.2%
Somewhat Support	Number		174
	Percent		17.3%
Somewhat Oppose	Number		132
	Percent		13.1%
Strongly Oppose	Number		278
	Percent		27.7%
Refused	Number		102
	Percent		10.2%
Don't Know	Number		85
	Percent		8.5%

Terror Free Tomorrow: Saudi Arabia, December 2007

Q24b: I am going to read you a list of four options for governing Saudi Arabia. Please tell me whether you support or oppose each as a form of government for Saudi Arabia:

A political system where all leaders can be chosen and replaced by a free and direct vote of the people

Total	Number	1004
	Percent	100.0%
Strongly Support	Number	240
	Percent	24.0%
Somewhat Support	Number	182
	Percent	18.1%
Somewhat Oppose	Number	132
	Percent	13.1%
Strongly Oppose	Number	263
	Percent	26.2%
Refused	Number	106
	Percent	10.6%
Don't Know	Number	80
	Percent	8.0%

Terror Free Tomorrow: Saudi Arabia, December 2007

Q24c: I am going to read you a list of four options for governing Saudi Arabia. Please tell me whether you support or oppose each as a form of government for Saudi Arabia:

A political system where there is a monarch who rules for life.

Total	Number	1004
	Percent	100.0%
Strongly Support	Number	719
	Percent	71.6%
Somewhat Support	Number	74
	Percent	7.4%
Somewhat Oppose	Number	41
	Percent	4.1%
Strongly Oppose	Number	60
	Percent	6.0%
Refused	Number	62
	Percent	6.2%
Don't Know	Number	47
	Percent	4.7%

Terror Free Tomorrow: Saudi Arabia, December 2007

Q24d: I am going to read you a list of four options for governing Saudi Arabia. Please tell me whether you support or oppose each as a form of government for Saudi Arabia:

A political system where leaders can be chosen and replaced by a free and direct vote of the people, and there is a monarch who shares power

Total	Number		1004
	Percent		100.0%
Strongly Support	Number		249
	Percent		24.8%
Somewhat Support	Number		238
	Percent		23.8%
Somewhat Oppose	Number		117
	Percent		11.7%
Strongly Oppose	Number		219
	Percent		21.8%
Refused	Number		97
	Percent		9.7%
Don't Know	Number		83
	Percent		8.2%

Terror Free Tomorrow: Saudi Arabia, December 2007

Q25a: Please tell me if you have a very favorable, somewhat favorable, somewhat unfavorable, or very unfavorable opinion of:

Abdullah bin Abdul-Aziz

Total	Number		1004
	Percent		100.0%
Very Favorable	Number		948
	Percent		94.5%
Somewhat Favorable	Number		15
	Percent		1.5%
Somewhat Unfavorable	Number		5
	Percent		.5%
Very Unfavorable	Number		7
	Percent		.7%
Refused	Number		18
	Percent		1.8%
Don't Know	Number		11
	Percent		1.1%

Terror Free Tomorrow: Saudi Arabia, December 2007

Q25b: Please tell me if you have a very favorable, somewhat favorable, somewhat unfavorable, or very unfavorable opinion of:

The Al Saud royal family

Total	Number		1004
	Percent		100.0%
Very Favorable	Number		935
	Percent		93.2%
Somewhat Favorable	Number		29
	Percent		2.9%
Somewhat Unfavorable	Number		7
	Percent		.7%
Very Unfavorable	Number		6
	Percent		.6%
Refused	Number		17
	Percent		1.7%
Don't Know	Number		10
	Percent		1.0%

Terror Free Tomorrow: Saudi Arabia, December 2007

Q25c: Please tell me if you have a very favorable, somewhat favorable, somewhat unfavorable, or very unfavorable opinion of:

George W. Bush

Total	Number		1004
	Percent		100.0%
Very Favorable	Number		31
	Percent		3.0%
Somewhat Favorable	Number		92
	Percent		9.2%
Somewhat Unfavorable	Number		113
	Percent		11.2%
Very Unfavorable	Number		656
	Percent		65.3%
Refused	Number		69
	Percent		6.9%
Don't Know	Number		44
	Percent		4.4%

Terror Free Tomorrow: Saudi Arabia, December 2007

Q25d: Please tell me if you have a very favorable, somewhat favorable, somewhat unfavorable, or very unfavorable opinion of:

Hassan Nasrallah

Total	Number		1004
	Percent		100.0%
Very Favorable	Number		179
	Percent		17.8%
Somewhat Favorable	Number		209
	Percent		20.8%
Somewhat Unfavorable	Number		122
	Percent		12.2%
Very Unfavorable	Number		266
	Percent		26.5%
Refused	Number		85
	Percent		8.5%
Don't Know	Number		142
	Percent		14.1%

Terror Free Tomorrow: Saudi Arabia, December 2007

Q25e: Please tell me if you have a very favorable, somewhat favorable, somewhat unfavorable, or very unfavorable opinion of:

Mahmoud Ahmadinejad

Total	Number		1004
	Percent		100.0%
Very Favorable	Number		130
	Percent		12.9%
Somewhat Favorable	Number		183
	Percent		18.2%
Somewhat Unfavorable	Number		150
	Percent		15.0%
Very Unfavorable	Number		283
	Percent		28.2%
Refused	Number		94
	Percent		9.3%
Don't Know	Number		164
	Percent		16.3%

Terror Free Tomorrow: Saudi Arabia, December 2007

Q25f: Please tell me if you have a very favorable, somewhat favorable, somewhat unfavorable, or very unfavorable opinion of:

Osama bin Laden

Total	Number		1004
	Percent		100.0%
Very Favorable	Number		76
	Percent		7.6%
Somewhat Favorable	Number		77
	Percent		7.7%
Somewhat Unfavorable	Number		96
	Percent		9.5%
Very Unfavorable	Number		545
	Percent		54.3%
Refused	Number		120
	Percent		12.0%
Don't Know	Number		89
	Percent		8.9%

Terror Free Tomorrow: Saudi Arabia, December 2007

Q26: Do you favor or oppose Osama bin Laden's fatwa calling on all Muslims to attack the United States and Americans wherever they are?

Total	Number		1004
	Percent		100.0%
Strongly Favor	Number		73
	Percent		7.3%
Somewhat Favor	Number		89
	Percent		8.9%
Somewhat Oppose	Number		134
	Percent		13.4%
Strongly Oppose	Number		530
	Percent		52.8%
Refused	Number		119
	Percent		11.8%
Don't Know	Number		59
	Percent		5.8%

Terror Free Tomorrow: Saudi Arabia, December 2007

Q27: Do agree or disagree with the sentence of 200 lashes and six months in prison given to a 19-year-old Shiite girl for being with a male acquaintance before she was gang-raped by seven men?

Total	Number		1004
	Percent		100.0%
Strongly Agree	Number		85
	Percent		8.4%
Somewhat Agree	Number		62
	Percent		6.2%
Somewhat Disagree	Number		82
	Percent		8.2%
Strongly Disagree	Number		296
	Percent		29.5%
Not Aware of Incident	Number		240
	Percent		24.0%
Refused	Number		129
	Percent		12.9%
Don't Know	Number		109
	Percent		10.8%

Terror Free Tomorrow: Saudi Arabia, December 2007

Saudi Arabia Demographics

D1: Respondent Gender

Total	Number		1004
	Percent		100.0%
Male	Number		493
	Percent		49.1%
Female	Number		511
	Percent		50.9%

Terror Free Tomorrow: Saudi Arabia, December 2007

D2: How old were you on your last birthday?

Total	Number		1004
	Percent		100.0%
How Old Were You on Your Last Birthday	18	Number	54
		Percent	5.4%
	19	Number	42
		Percent	4.2%
	20	Number	46
		Percent	4.6%
	21	Number	33
		Percent	3.3%
	22	Number	39
		Percent	3.9%
	23	Number	36
		Percent	3.5%
	24	Number	31
		Percent	3.1%
	25	Number	60
		Percent	6.0%
	26	Number	19
		Percent	1.9%
	27	Number	20
		Percent	2.0%
	28	Number	29
		Percent	2.9%
	29	Number	13
		Percent	1.3%
	30	Number	61
		Percent	6.1%
	31	Number	18
		Percent	1.8%
	32	Number	21

	Percent	2.1%
33	Number	20
	Percent	2.0%
34	Number	14
	Percent	1.4%
35	Number	44
	Percent	4.4%
36	Number	13
	Percent	1.3%
37	Number	15
	Percent	1.5%
38	Number	13
	Percent	1.3%
39	Number	7
	Percent	.7%
40	Number	45
	Percent	4.4%
41	Number	15
	Percent	1.5%
42	Number	14
	Percent	1.4%
43	Number	9
	Percent	.9%
44	Number	11
	Percent	1.1%
45	Number	43
	Percent	4.3%
46	Number	4
	Percent	.4%
47	Number	3
	Percent	.3%
48	Number	8
	Percent	.8%
49	Number	7
	Percent	.7%
50	Number	26
	Percent	2.5%
51	Number	10
	Percent	1.0%
52	Number	6
	Percent	.6%
53	Number	4
	Percent	.4%
54	Number	5
	Percent	.5%
55	Number	23
	Percent	2.3%

56	Number	19
	Percent	1.9%
57	Number	10
	Percent	1.0%
58	Number	2
	Percent	.2%
59	Number	9
	Percent	.9%
60	Number	29
	Percent	2.9%
61	Number	4
	Percent	.4%
62	Number	2
	Percent	.2%
63	Number	5
	Percent	.5%
65	Number	14
	Percent	1.4%
67	Number	2
	Percent	.2%
68	Number	2
	Percent	.2%
70	Number	5
	Percent	.5%
71	Number	4
	Percent	.4%
75	Number	2
	Percent	.2%
76	Number	7
	Percent	.7%
81	Number	4
	Percent	.4%
85	Number	2
	Percent	.2%

Terror Free Tomorrow: Saudi Arabia, December 2007

D3a: How many years of formal education have you completed?

Total	Number	1004
	Percent	100.0%
0	Number	18
	Percent	1.8%
1	Number	1
	Percent	.1%
4	Number	2
	Percent	.2%
5	Number	3
	Percent	.3%
6	Number	49
	Percent	4.9%
7	Number	6
	Percent	.6%
8	Number	19
	Percent	1.9%
9	Number	36
	Percent	3.5%
10	Number	33
	Percent	3.3%
11	Number	25
	Percent	2.5%
12	Number	197
	Percent	19.7%
13	Number	23
	Percent	2.3%
14	Number	51
	Percent	5.1%
15	Number	31
	Percent	3.1%
16	Number	113
	Percent	11.3%
17	Number	8
	Percent	.8%
18	Number	16
	Percent	1.5%
19	Number	3
	Percent	.3%
20	Number	2
	Percent	.1%
21	Number	1
	Percent	.1%
22	Number	9
	Percent	.9%

23	Number	1
	Percent	.1%
25	Number	4
	Percent	.4%
26	Number	1
	Percent	.1%
27	Number	1
	Percent	.1%
Refused	Number	202
	Percent	20.1%
Don't Know	Number	150
	Percent	14.9%

Terror Free Tomorrow: Saudi Arabia, December 2007

D3b: Educational Achievement?

Total	Number	1004
	Percent	100.0%
Illiterate	Number	85
	Percent	8.5%
No Formal Education but Read and Write	Number	6
	Percent	.6%
Some/Finished Elementary	Number	99
	Percent	9.9%
Some/Finished Intermediate	Number	100
	Percent	10.0%
Some Secondary	Number	101
	Percent	10.1%
Finished Secondary	Number	259
	Percent	25.8%
Some Finished/College	Number	97
	Percent	9.6%
Finished University	Number	256
	Percent	25.5%

Terror Free Tomorrow: Saudi Arabia, December 2007

D4a: What is your job status? Are you...

Total	Number		1004
	Percent		100.0%
Working Full-Time (40 hours+)	Number		221
	Percent		22.0%
Working Part-Time (Less Than 40 Hours)	Number		104
	Percent		10.4%
Unemployed, Looking for Work	Number		35
	Percent		3.5%
Unemployed, Not Looking for Work	Number		41
	Percent		4.0%
Housewife (Not Working Outside the Home)	Number		335
	Percent		33.4%
Student/Apprentice	Number		142
	Percent		14.2%
Retired/Disabled	Number		38
	Percent		3.8%
Other	Number		27
	Percent		2.7%
Refused	Number		39
	Percent		3.9%
Don't Know	Number		21
	Percent		2.1%

Terror Free Tomorrow: Saudi Arabia, December 2007

D4b: (Filtered: If Respondent is Working, Unemployed or Retired)

What is / was your primary occupation?

Total	Number		439
	Percent		100.0%
Agricultural laborer	Number		5
	Percent		1.2%
Farm owner	Number		5
	Percent		1.1%
Unskilled laborer	Number		13
	Percent		2.9%
Skilled laborer	Number		45
	Percent		10.2%
Technician	Number		8
	Percent		1.9%
Clerical employee	Number		60
	Percent		13.7%
White collar employee	Number		5
	Percent		1.2%

Management/Supervisor	Number	27
	Percent	6.2%
Small Business Owner	Number	20
	Percent	4.5%
Large Business Owner	Number	35
	Percent	7.9%
Government Employee	Number	127
	Percent	28.9%
Military, Police, Security	Number	6
	Percent	1.5%
Other	Number	54
	Percent	12.3%
Refused	Number	21
	Percent	4.9%
Don't Know	Number	8
	Percent	1.8%

Terror Free Tomorrow: Saudi Arabia, December 2007

D5: Are you the head of the household?

Total	Number	1004
	Percent	100.0%
Yes	Number	456
	Percent	45.5%
No	Number	510
	Percent	50.8%
Refused	Number	26
	Percent	2.6%
Don't Know	Number	11
	Percent	1.1%

Terror Free Tomorrow: Saudi Arabia, December 2007

D6a: (Filtered: If Respondent is Not the Head of Household)

What is the job status of the head of the household?

Total	Number	547
	Percent	100.0%
Working Full-Time (40 hours+)	Number	205
	Percent	37.4%
Working Part-Time (Less Than 40 Hours)	Number	75
	Percent	13.8%
Unemployed, Looking for Work	Number	14
	Percent	2.5%

Unemployed, Not Looking for Work	Number	13
	Percent	2.4%
Housewife (Not Working Outside the Home)	Number	39
	Percent	7.1%
Student/Apprentice	Number	35
	Percent	6.3%
Retired/Disabled	Number	82
	Percent	14.9%
Other	Number	43
	Percent	7.8%
Refused	Number	35
	Percent	6.5%
Don't Know	Number	7
	Percent	1.3%

Terror Free Tomorrow: Saudi Arabia, December 2007

D6b: (Filtered: Ask if the Head of Household is working, currently unemployed or is retired)

What is / was the primary occupation of the head of the household? (Chief Wage Earner)

Total	Number	389
	Percent	100.0%
Agricultural laborer	Number	3
	Percent	.9%
Farm owner	Number	5
	Percent	1.4%
Unskilled laborer	Number	3
	Percent	.7%
Skilled laborer	Number	35
	Percent	8.9%
Technician	Number	6
	Percent	1.4%
Clerical employee	Number	50
	Percent	12.9%
White collar employee	Number	2
	Percent	.5%
Management/Supervisor	Number	16
	Percent	4.0%
Small Business Owner	Number	29
	Percent	7.4%
Large Business Owner	Number	25
	Percent	6.4%
Government Employee	Number	141
	Percent	36.3%

Military, Police, Security	Number	31
	Percent	8.0%
Other	Number	22
	Percent	5.7%
Refused	Number	14
	Percent	3.5%
Don't Know	Number	8
	Percent	2.0%

Terror Free Tomorrow: Saudi Arabia, December 2007

D7a: What is your marital status? Are you...

Total	Number	1004
	Percent	100.0%
Married	Number	600
	Percent	59.8%
Widowed or Divorced	Number	57
	Percent	5.7%
Single	Number	332
	Percent	33.1%
Refused	Number	14
	Percent	1.4%
Don't Know	Number	1
	Percent	.1%

Terror Free Tomorrow: Saudi Arabia, December 2007

Table D7b

D7b: (Ask if Married in D-7a) In what year were you married?

Total	Number	600
	Percent	100.0%
1960	Number	2
	Percent	.4%
1964	Number	2
	Percent	.4%
1965	Number	4
	Percent	.7%
1967	Number	2
	Percent	.4%
1969	Number	1
	Percent	.2%
1972	Number	4
	Percent	.7%

1973	Number	5
	Percent	.9%
1974	Number	3
	Percent	.6%
1975	Number	7
	Percent	1.2%
1976	Number	8
	Percent	1.3%
1977	Number	1
	Percent	.2%
1978	Number	8
	Percent	1.3%
1979	Number	8
	Percent	1.3%
1980	Number	6
	Percent	1.0%
1981	Number	3
	Percent	.5%
1982	Number	8
	Percent	1.3%
1983	Number	4
	Percent	.6%
1984	Number	5
	Percent	.8%
1985	Number	7
	Percent	1.2%
1986	Number	3
	Percent	.5%
1987	Number	8
	Percent	1.3%
1988	Number	7
	Percent	1.2%
1989	Number	3
	Percent	.5%
1990	Number	7
	Percent	1.1%
1991	Number	3
	Percent	.4%
1992	Number	6
	Percent	1.0%
1993	Number	9
	Percent	1.5%
1994	Number	6
	Percent	.9%
1995	Number	5
	Percent	.8%
1996	Number	7

	Percent	1.1%
1997	Number	6
	Percent	.9%
1998	Number	10
	Percent	1.7%
1999	Number	14
	Percent	2.3%
2000	Number	13
	Percent	2.1%
2001	Number	7
	Percent	1.2%
2002	Number	9
	Percent	1.5%
2003	Number	13
	Percent	2.2%
2004	Number	10
	Percent	1.6%
2005	Number	19
	Percent	3.2%
2006	Number	6
	Percent	1.0%
2007	Number	8
	Percent	1.3%
Refused	Number	335
	Percent	55.8%

Terror Free Tomorrow: Saudi Arabia, December 2007

D8: What is your household's total monthly income from all sources, that is, all types of income for all the people living at this address?

Total	Number	1004
	Percent	100.0%
Less than SR 1,000 per year	Number	4
	Percent	.4%
Between 1,000 and SR 1,999 per year	Number	14
	Percent	1.4%
Between SR 2,001 and SR 3,000 per year	Number	26
	Percent	2.6%
Between SR 3,001 and SR 4,000 per year	Number	39
	Percent	3.8%
Between SR 4,001 and SR 5,000 per year	Number	48
	Percent	4.8%
Between SR 5,001 and SR 6,000 per year	Number	49
	Percent	4.9%
Between SR 6,001 and	Number	59

SR 7,000 per year	Percent	5.9%
Between SR 7,001 and SR 8,000 per year	Number	82
	Percent	8.1%
Between SR 8,001 and SR 9,000 per year	Number	93
	Percent	9.3%
Between SR 9,001 and SR 10,000 per year	Number	80
	Percent	8.0%
Between SR 10,001 and SR 11,000 per year	Number	77
	Percent	7.7%
Between SR 11,001 and SR 12,000 per year	Number	54
	Percent	5.4%
Between SR 12,001 and SR 13,000 per year	Number	45
	Percent	4.5%
Between SR 13,001 and SR 14,000 per year	Number	28
	Percent	2.8%
Between SR 14,001 and SR 15,000 per year	Number	10
	Percent	1.0%
More than SR 15,001 per year	Number	2
	Percent	.2%
Refused	Number	154
	Percent	15.3%
Don't Know	Number	139
	Percent	13.9%

Terror Free Tomorrow: Saudi Arabia, December 2007

D9: Do you consider yourself to be...

Total	Number	1004
	Percent	100.0%
Hijazi	Number	181
	Percent	18.1%
Asir	Number	104
	Percent	10.3%
Necib	Number	144
	Percent	14.4%
Ihsa	Number	48
	Percent	4.8%
Shimaliyyah	Number	115
	Percent	11.5%
Other	Number	153
	Percent	15.3%
Refused	Number	179
	Percent	17.9%
Don't Know	Number	78
	Percent	7.7%

Terror Free Tomorrow: Saudi Arabia, December 2007

D10: What is your religious belief? Are you...

Total	Number		1004
	Percent		100.0%
Sunni Muslim	Number		809
	Percent		80.6%
Shi'a Muslim	Number		39
	Percent		3.9%
Muslim (Respondent Refuses to be Further Categorized)	Number		49
	Percent		4.8%
Refused	Number		96
	Percent		9.6%
Don't Know	Number		11
	Percent		1.1%

Terror Free Tomorrow: Saudi Arabia, December 2007

D11a: Please tell me whether you regularly, sometimes, or never engage in the following religious practices.

Pray Five Times a Day

Total	Number		896
	Percent		100.0%
Regularly	Number		795
	Percent		88.7%
Sometimes	Number		94
	Percent		10.5%
Never	Number		1
	Percent		.1%
Refused	Number		4
	Percent		.5%
Don't Know	Number		2
	Percent		.3%

Terror Free Tomorrow: Saudi Arabia, December 2007

D11b: Please tell me whether you regularly, sometimes, or never engage in the following religious practices.

Fast During Ramadan

Total	Number		896
	Percent		100.0%
Regularly	Number		860
	Percent		96.0%
Sometimes	Number		20
	Percent		2.2%
Never	Number		3
	Percent		.3%
Refused	Number		10
	Percent		1.1%
Don't Know	Number		4
	Percent		.4%

Terror Free Tomorrow: Saudi Arabia, December 2007

D12: How often do you attend Mosque?

Total	Number		896
	Percent		100.0%
Daily	Number		250
	Percent		27.8%
Several Times a Week	Number		129
	Percent		14.4%
Once a Week	Number		71
	Percent		7.9%
Monthly	Number		49
	Percent		5.4%
Several Times a Year	Number		165
	Percent		18.4%
Once a Year or Less	Number		106
	Percent		11.9%
Never	Number		112
	Percent		12.5%
Refused	Number		11
	Percent		1.2%
Don't Know	Number		4
	Percent		.4%

Terror Free Tomorrow: Saudi Arabia, December 2007